

WHOLESALE

Tesrol®

**PRODUCT
DATA
CATALOGUE**

APRIL 2022

www.tesrol.com.au

CONTENTS

DESIGNS

FLAT & ROUTERED MDF DESIGNS & EDGES

Modernline 100	2
Traditional 200	3-7
Elegance 400	8-10
Contemporary 500	11-14
Heritage 600	15-18

ROUTERED & VACUUM ACCESSORIES & OTHER PRODUCTS

Drawer Fronts	19
Bar Panels	19
Pantry Doors	20
Glass Frames & Glazing Bars	21
Bi-fold Doors	21
Corner Shelves	21
Capping & Dental Base	22
Wall Oven & Microwave Frames	23
Oven Strips	23
Roller Shutter Details	23
Wine Racks	24
Board, Foil, & Edging	25
Fretwork	25
Recess Rail	25
Canopy Range Hoods	26
Decorative Columns	27
Decorative Blocks	27
Skirtings	28
Folded Panels	29-30
Corbels	31

CUSTOM MADE PRODUCTS 32-35

TERMS & CONDITIONS 36-37

CARE & MAINTENANCE INSIDE BACK COVER


MODERNLINE - 100 SERIES - DESIGNS & EDGES

FINISHES AVAILABLE WITH DESIGNS ON THIS PAGE:


- Routed Doors
- ALL finishes
- Vacuum Formed Doors
- ALL finishes
- 2 Pack Painted
- Standard finishes
- Hand Painted
- By Cabinetmaker

THICKNESS AVAILABLE:
18, 21, 25 and 32mm

All minimum sizes leave approximately 20mm panel



100 - 2




EP 2

SCALE 1:1

- Minimum Size - 40mm

Order Code:

DESIGN - EDGE	100 - 2
---------------	---------



100 - 3S



EP 3S

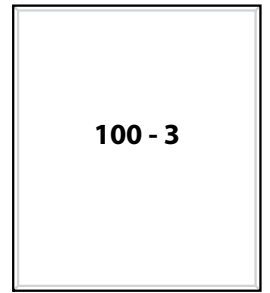
SCALE 1:1

- Minimum Size - 30mm


Order Code:

DESIGN - EDGE	100 - 3S
---------------	----------

Approx. 2mm radius



100 - 3



EP 3

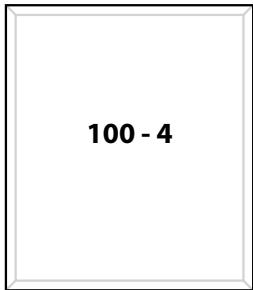
SCALE 1:1

- Minimum Size - 30mm


Order Code:

DESIGN - EDGE	100 - 3
---------------	---------

Approx. 5mm radius



100 - 4




EP 4

SCALE 1:1

- Minimum Size - 44mm

Order Code:

DESIGN - EDGE	100 - 4
---------------	---------



100 - 5



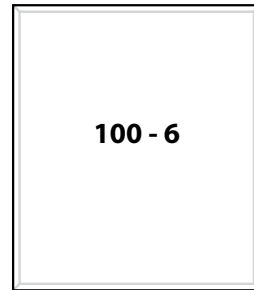
EP 5

SCALE 1:1

- Minimum Size - 50mm

Order Code:

DESIGN - EDGE	100 - 5
---------------	---------



100 - 6



EP 6


SCALE 1:1

- Minimum Size - 40mm

Order Code:

DESIGN - EDGE	100 - 6
---------------	---------

Approx. 8mm radius



100 - 14




EP 14

SCALE 1:1

- Minimum Size - 70mm

Order Code:

DESIGN - EDGE	100 - 14
---------------	----------



100 - 15



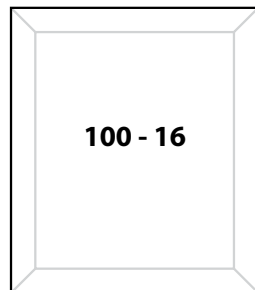
EP 15

SCALE 1:1

- Minimum Size - 60mm

Order Code:

DESIGN - EDGE	100 - 15
---------------	----------



100 - 16



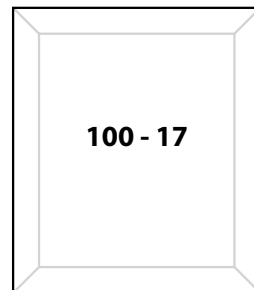
EP 16

SCALE 1:1

- Minimum Size - 70mm

Order Code:

DESIGN - EDGE	100 - 16
---------------	----------



100 - 17



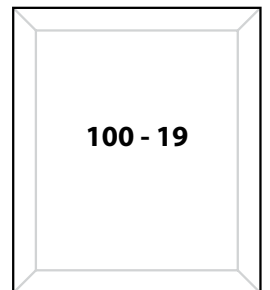
EP 17

SCALE 1:1

- Minimum Size - 80mm

Order Code:

DESIGN - EDGE	100 - 17
---------------	----------



100 - 19



EP 19

SCALE 1:1

- Minimum Size - 70mm

Order Code:

DESIGN - EDGE	100 - 19
---------------	----------

TRADITIONAL - 200 SERIES - DESIGNS & EDGES

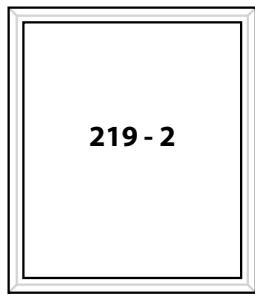
FINISHES AVAILABLE WITH DESIGNS ON THIS PAGE:

- Routed Doors
- ALL finishes
- Vacuum Formed Doors
- ALL finishes
- 2 Pack Painted
- Standard finishes
- Hand Painted
- By Cabinetmaker

THICKNESS AVAILABLE:

18, 21, 25 and 32mm

All minimum sizes leave approximately 20mm panel



219 - 2



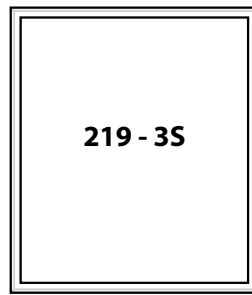
EP 2

SCALE 1:1

- Minimum Size - 70mm

Order Code:

DESIGN - EDGE	219 - 2
---------------	---------



219 - 3S



EP 3S

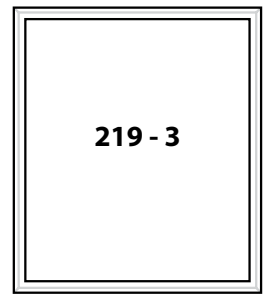
SCALE 1:1

- Minimum Size - 60mm

Order Code:

DESIGN - EDGE	219 - 3S
---------------	----------

Approx. 2mm radius



219 - 3



EP 3

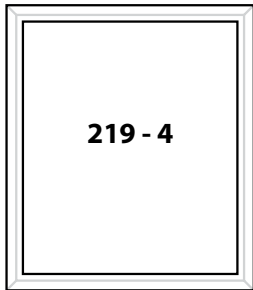
SCALE 1:1

- Minimum Size - 60mm

Order Code:

DESIGN - EDGE	219 - 3
---------------	---------

Approx. 5mm radius



219 - 4



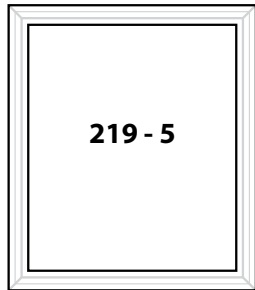
EP 4

SCALE 1:1

- Minimum Size - 74mm

Order Code:

DESIGN - EDGE	219 - 4
---------------	---------



219 - 5



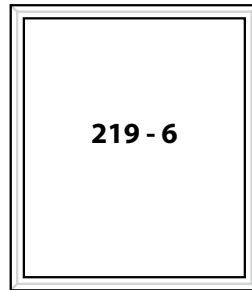
EP 5

SCALE 1:1

- Minimum Size - 80mm

Order Code:

DESIGN - EDGE	219 - 5
---------------	---------



219 - 6




EP 6

SCALE 1:1

- Minimum Size - 68mm

Order Code:

DESIGN - EDGE	219 - 6
---------------	---------



219 - 14




EP 14

SCALE 1:1

- Minimum Size - 100mm

Order Code:

DESIGN - EDGE	219 - 14
---------------	----------



219 - 15



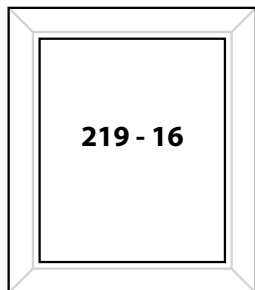
EP 15

SCALE 1:1

- Minimum Size - 90mm

Order Code:

DESIGN - EDGE	219 - 15
---------------	----------



219 - 16



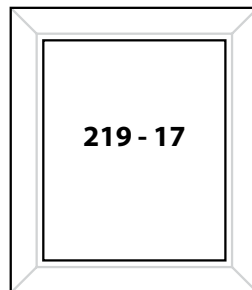
EP 16

SCALE 1:1

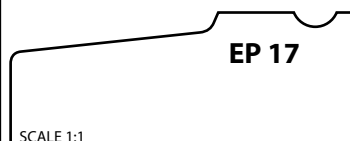
- Minimum Size - 100mm

Order Code:

DESIGN - EDGE	219 - 16
---------------	----------



219 - 17



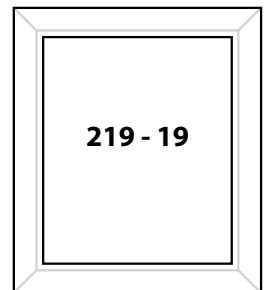
EP 17

SCALE 1:1

- Minimum Size - 106mm

Order Code:

DESIGN - EDGE	219 - 17
---------------	----------



219 - 19



EP 19

SCALE 1:1

- Minimum Size - 96mm

Order Code:

DESIGN - EDGE	219 - 19
---------------	----------


TRADITIONAL - 200 SERIES - DESIGNS & EDGES

FINISHES AVAILABLE WITH DESIGNS ON THIS PAGE:

- Routed Doors
 - ALL finishes
- Vacuum Formed Doors
 - ALL finishes - unless otherwise indicated
- 2 Pack Painted
 - Standard finishes
- Hand Painted
 - By Cabinetmaker

THICKNESS AVAILABLE:
18, 21, 25 and 32mm

All minimum sizes leave approximately 20mm panel

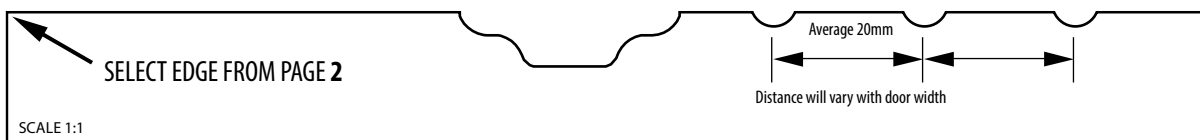
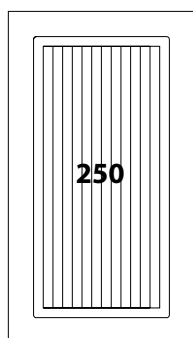


MINIMUM HEIGHT OR WIDTH CAN BE SMALLER IF RAILS ARE REDUCED IN SIZE

Order Example:

DESIGN - EDGE	200 - SELECT EDGE
DESIGN - EDGE	201 - SELECT EDGE
DESIGN - EDGE	216 - SELECT EDGE

- MINIMUM HEIGHT - 200mm, MINIMUM WIDTH - 200mm (Leaves 20mm panel)
- MINIMUM HEIGHT - 230mm, MINIMUM WIDTH - 230mm (Leaves 20mm panel)
- MINIMUM HEIGHT - 260mm, MINIMUM WIDTH - 230mm (Leaves 20mm panel)

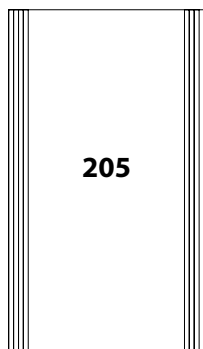
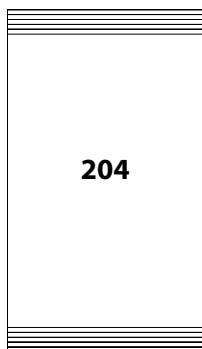


MINIMUM HEIGHT OR WIDTH CAN BE SMALLER IF RAILS ARE REDUCED IN SIZE

Order Example:

DESIGN - EDGE	250 - SELECT EDGE
---------------	-------------------

- MINIMUM HEIGHT - 200mm
- MINIMUM WIDTH - 220mm (Leaves 20mm panel)



Order Example - 204:

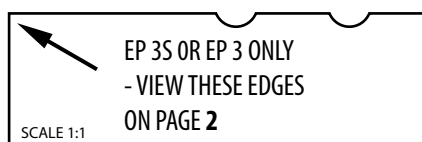

DESIGN - EDGE	204 - 3S or 3 ONLY
---------------	--------------------

- Minimum Height - 140mm
- Minimum Width - 30mm

Order Example - 205:

DESIGN - EDGE	205 - 3S or 3 ONLY
---------------	--------------------


- Minimum Height - 30mm
- Minimum Width - 140mm



Order Example:

DESIGN - EDGE	208 - 3S or 3 ONLY
---------------	--------------------

- Minimum Height - 30mm
- Minimum Width - 120mm



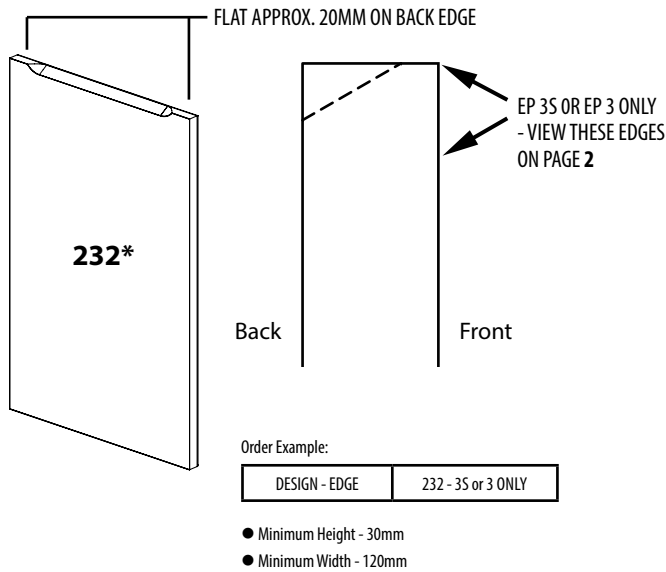
Order Example:

DESIGN - EDGE	209 - 3S or 3 ONLY
---------------	--------------------

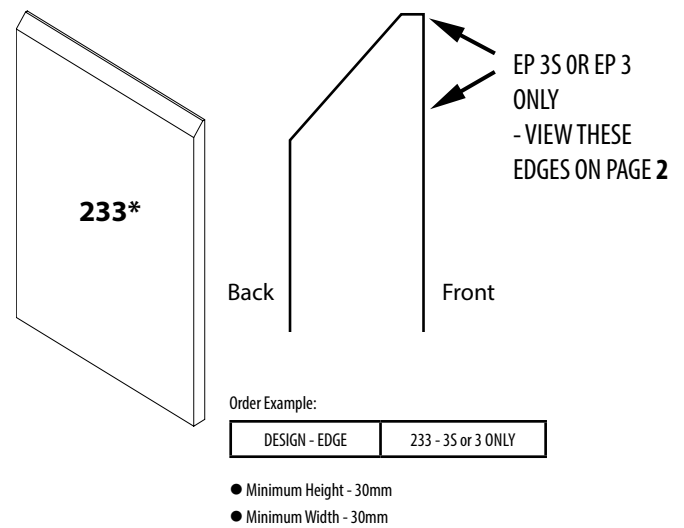
- First Groove 40mm from corner
- Grooves 15mm apart
- Angle 45°
- Minimum Height - 170mm
- Minimum Width - 170mm

TRADITIONAL - 200 SERIES - DESIGNS & EDGES

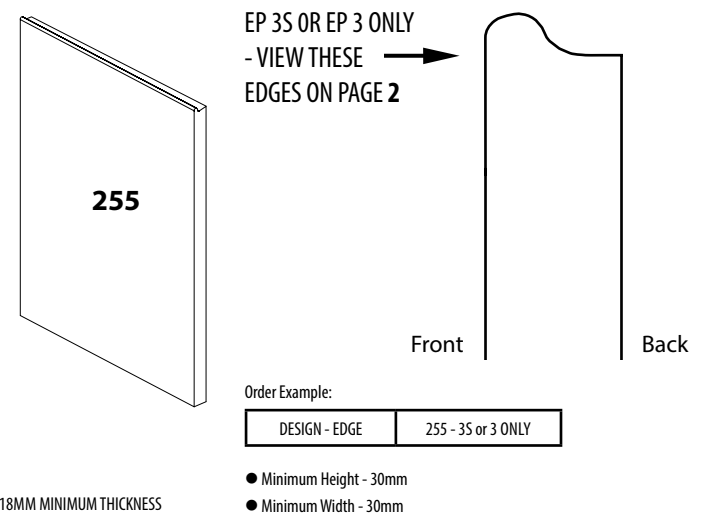
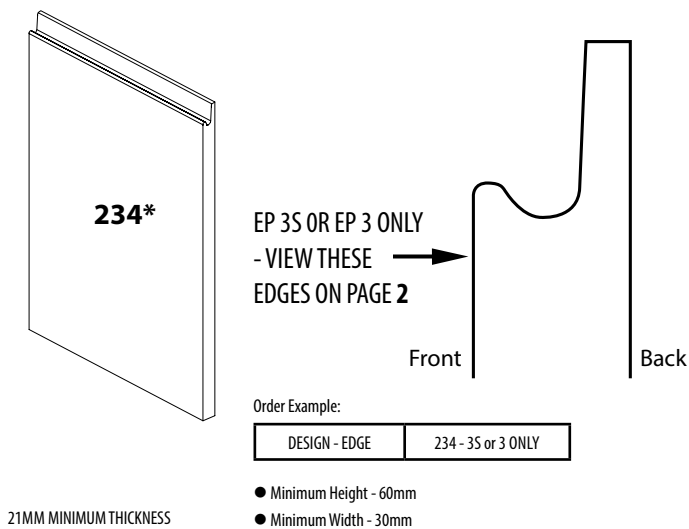
*DESIGN 232 - NOT AVAILABLE IN VACUUM FORMED



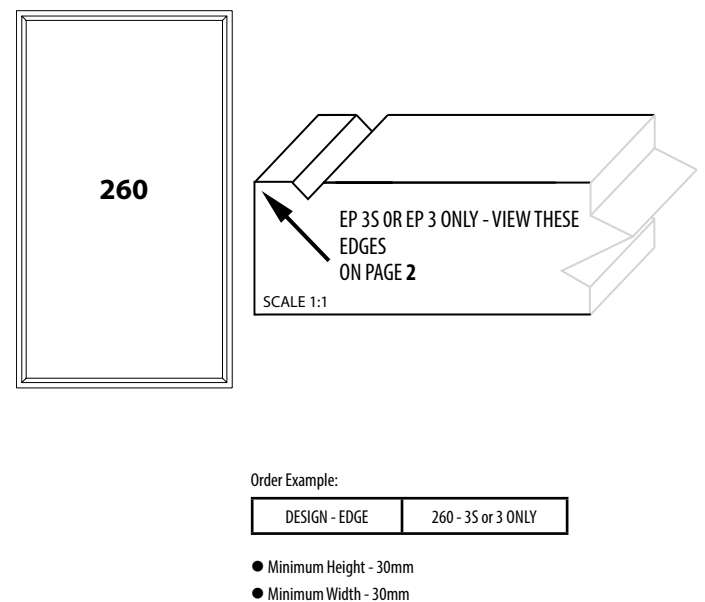
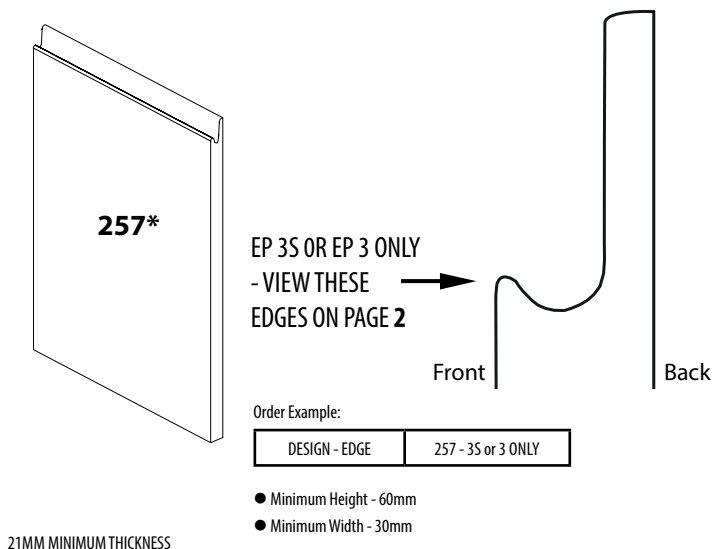
*DESIGN 233 - NOT AVAILABLE IN VACUUM FORMED



*DESIGN 234 - NOT AVAILABLE IN VACUUM FORMED



*DESIGN 257 - NOT AVAILABLE IN VACUUM FORMED



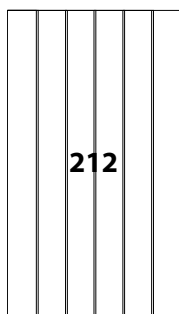
TRADITIONAL - 200 SERIES - DESIGNS & EDGES

FINISHES AVAILABLE WITH DESIGNS ON THIS PAGE:

- Routed Doors
 - ALL finishes
- Vacuum Formed Doors
 - ALL finishes - unless otherwise indicated
- 2 Pack Painted
 - Standard finishes
- Hand Painted
 - By Cabinetmaker

THICKNESS' AVAILABLE:
18, 21, 25 and 32mm

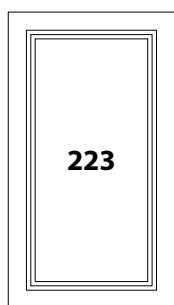
All minimum sizes leave approximately
20mm panel



Order Example:

DESIGN - EDGE	212 - SELECT EDGE
---------------	-------------------

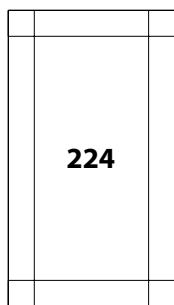
- Grooves average 60mm apart depending on the width of the door
- Minimum Height - 30mm
- Minimum Width - 120mm



Order Example:

DESIGN - EDGE	223 - SELECT EDGE
---------------	-------------------

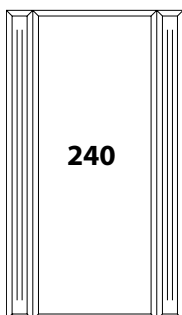
- Minimum Height - 170mm
- Minimum Width - 170mm



Order Example:

DESIGN - EDGE	224 - SELECT EDGE
---------------	-------------------

- Minimum Height - 150mm
- Minimum Width - 150mm



Order Example:

DESIGN - EDGE	240 - 4 ONLY
---------------	--------------

- Minimum Height - 100mm
- Minimum Width - 140mm
- 18mm min. thickness



TRADITIONAL - 200 SERIES - DESIGNS & EDGES

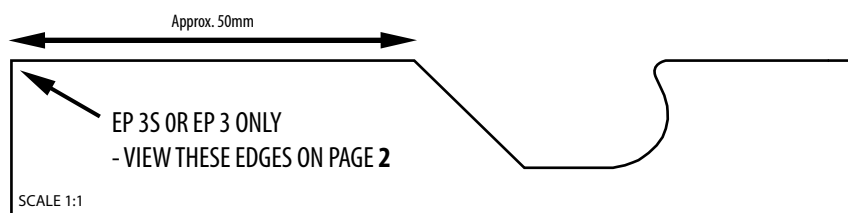


256B

Order Example:

DESIGN - EDGE	256B - SELECT EDGE
---------------	--------------------

- Minimum Height - 140mm
- Minimum Width - 140mm
- 21MM MINIMUM THICKNESS





256T

Order Example:

DESIGN - EDGE	256T - SELECT EDGE
---------------	--------------------

- Minimum Height - 140mm
- Minimum Width - 140mm
- 21MM MINIMUM THICKNESS

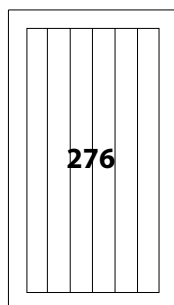


275

Order Example:

DESIGN - EDGE	275 - SELECT EDGE
---------------	-------------------

- Minimum Height - 150mm
- Minimum Width - 150mm



276

Order Example:

DESIGN - EDGE	276 - SELECT EDGE
---------------	-------------------

- Grooves average 60mm apart depending on the width of the door
- Minimum Height - 150mm
- Minimum Width - 250mm



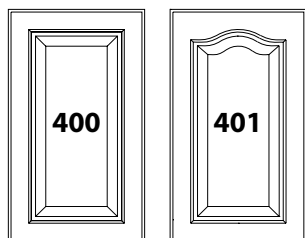
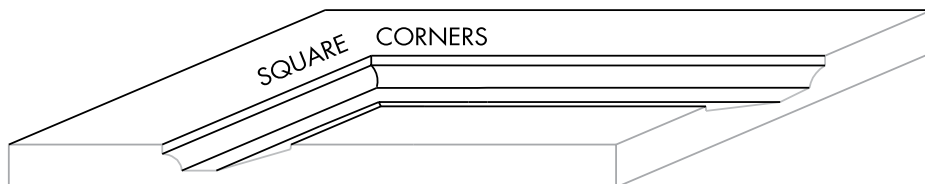
ELEGANCE - 400 SERIES - DESIGNS & EDGES

SQUARE INTERNAL CORNERS

The 400 series doors are routed from one piece of material to achieve SQUARE internal corners.

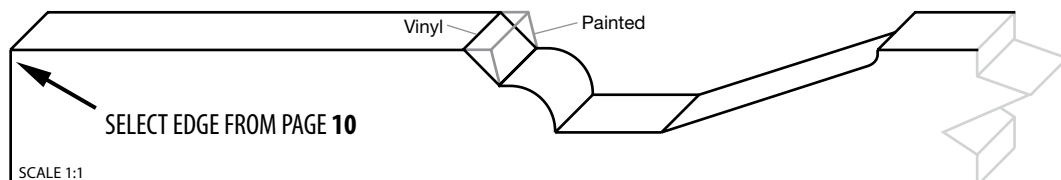
NOTE: MINIMUM HEIGHT OR WIDTH CAN BE SMALLER IF RAILS ARE REDUCED IN SIZE.

NOTE: 416, 417, 486 AND 487 HAVE 2MM INTERNAL RADIUS CORNER.



Order Example:

DESIGN - EDGE	400 - SELECT EDGE
DESIGN - EDGE	401 - SELECT EDGE

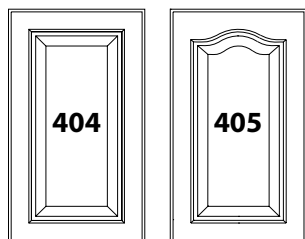


Finishes available with this design:

- Routed - ALL finishes
- Vacuum Formed - ALL finishes
- 2 Pack Painted - Standard finishes
- Hand Painted - By Cabinetmaker

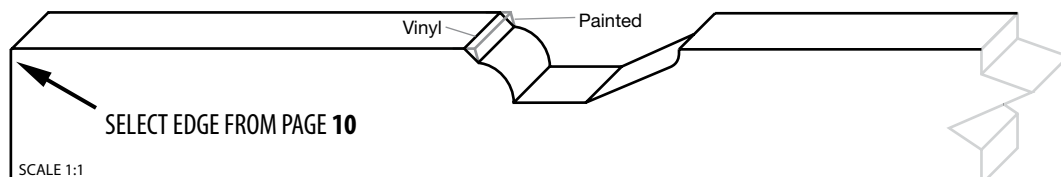
MINIMUM HEIGHT OR WIDTH **250mm** (Leaves 20mm panel)
Add 30mm to HEIGHT for ARCH DOORS

THICKNESS AVAILABLE: 18, 21, 25 and 32mm



Order Example:

DESIGN - EDGE	404 - SELECT EDGE
DESIGN - EDGE	405 - SELECT EDGE

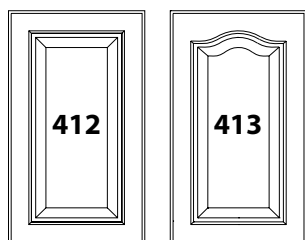


Finishes available with this design:

- Routed - ALL finishes
- Vacuum Formed - ALL finishes
- 2 Pack Painted - Standard finishes
- Hand Painted - By Cabinetmaker

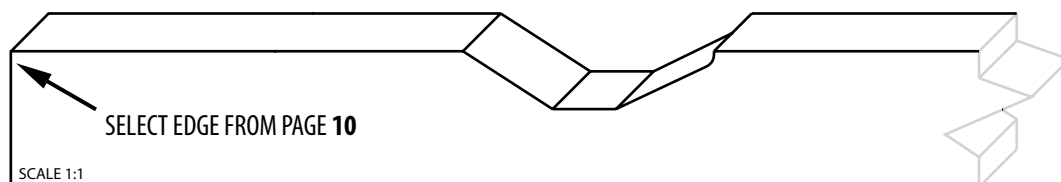
MINIMUM HEIGHT OR WIDTH **196mm** (Leaves 20mm panel)
Add 30mm to HEIGHT for ARCH DOORS

THICKNESS AVAILABLE: 18, 21, 25 and 32mm



Order Example:

DESIGN - EDGE	412 - SELECT EDGE
DESIGN - EDGE	413 - SELECT EDGE




Finishes available with this design:

- Routed - ALL finishes
- Vacuum Formed - ALL finishes
- 2 Pack Painted - Standard finishes
- Hand Painted - By Cabinetmaker

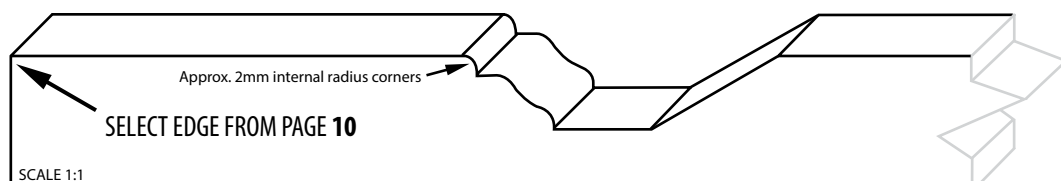
MINIMUM HEIGHT OR WIDTH **210mm** (Leaves 20mm panel)
Add 30mm to HEIGHT for ARCH DOORS

THICKNESS AVAILABLE: 18, 21, 25 and 32mm



Order Example:

DESIGN - EDGE	416 - SELECT EDGE
DESIGN - EDGE	417 - SELECT EDGE



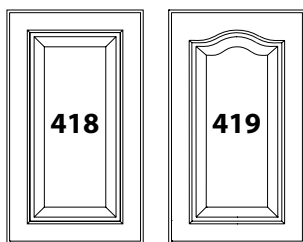
Finishes available with this design:

- Routed - ALL finishes
- Vacuum Formed - ALL finishes
- 2 Pack Painted - Standard finishes
- Hand Painted - By Cabinetmaker

MINIMUM HEIGHT OR WIDTH **224mm** (Leaves 20mm panel)
Add 30mm to HEIGHT for ARCH DOORS

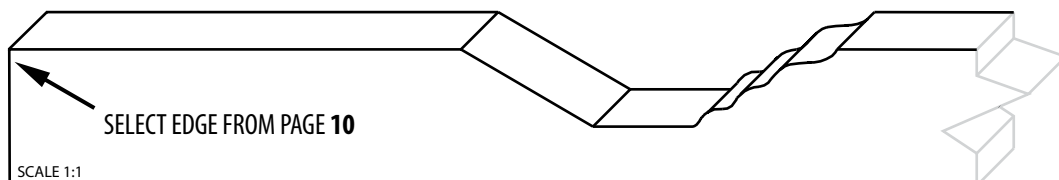
THICKNESS AVAILABLE: 18, 21, 25 and 32mm

ELEGANCE - 400 SERIES - DESIGNS & EDGES



Order Example:

DESIGN - EDGE	418 - SELECT EDGE
DESIGN - EDGE	419 - SELECT EDGE



Finishes available with this design:

- Routed - ALL finishes
- Vacuum Formed - ALL finishes
- 2 Pack Painted - Standard finishes
- Hand Painted - By Cabinetmaker

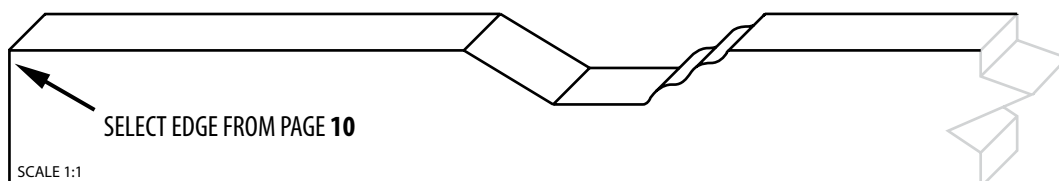
MINIMUM HEIGHT OR WIDTH **240mm** (Leaves 20mm panel) Add 30mm to HEIGHT for ARCH DOORS

THICKNESS AVAILABLE: 18, 21, 25 and 32mm



Order Example:

DESIGN - EDGE	422 - SELECT EDGE
DESIGN - EDGE	423 - SELECT EDGE

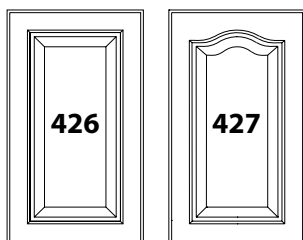


Finishes available with this design:

- Routed - ALL finishes
- Vacuum Formed - ALL finishes
- 2 Pack Painted - Standard finishes
- Hand Painted - By Cabinetmaker

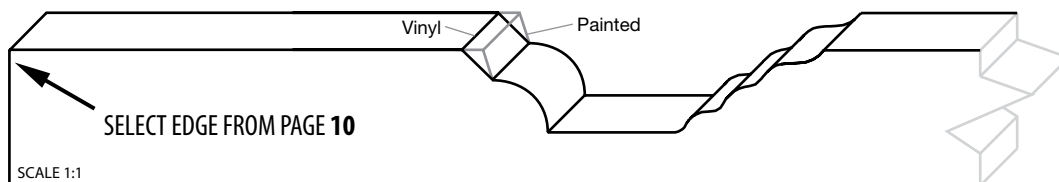
MINIMUM HEIGHT OR WIDTH **210mm** (Leaves 20mm panel) Add 30mm to HEIGHT for ARCH DOORS

THICKNESS AVAILABLE: 18, 21, 25 and 32mm



Order Example:

DESIGN - EDGE	426 - SELECT EDGE
DESIGN - EDGE	427 - SELECT EDGE




Finishes available with this design:

- Routed - ALL finishes
- Vacuum Formed - ALL finishes
- 2 Pack Painted - Standard finishes
- Hand Painted - By Cabinetmaker

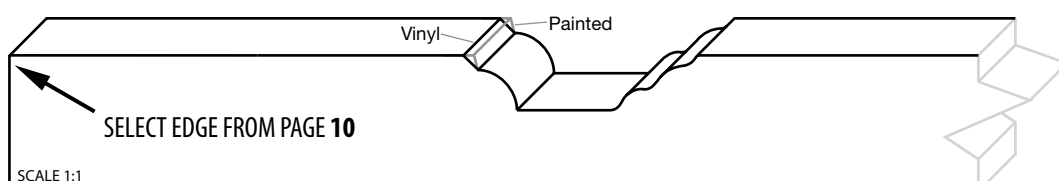
MINIMUM HEIGHT OR WIDTH **236mm** (Leaves 20mm panel) Add 30mm to HEIGHT for ARCH DOORS

THICKNESS AVAILABLE: 18, 21, 25 and 32mm



Order Example:

DESIGN - EDGE	430 - SELECT EDGE
DESIGN - EDGE	431 - SELECT EDGE

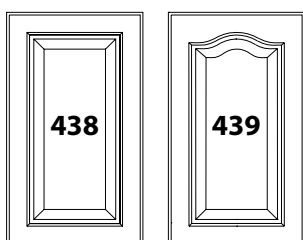


Finishes available with this design:

- Routed - ALL finishes
- Vacuum Formed - ALL finishes
- 2 Pack Painted - Standard finishes
- Hand Painted - By Cabinetmaker

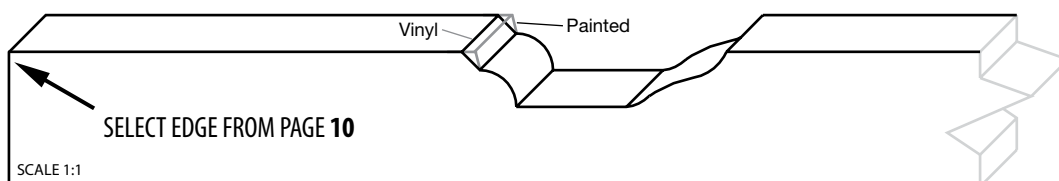
MINIMUM HEIGHT OR WIDTH **204mm** (Leaves 20mm panel) Add 30mm to HEIGHT for ARCH DOORS

THICKNESS AVAILABLE: 18, 21, 25 and 32mm



Order Example:

DESIGN - EDGE	438 - SELECT EDGE
DESIGN - EDGE	439 - SELECT EDGE



Finishes available with this design:


- Routed - ALL finishes
- Vacuum Formed - ALL finishes
- 2 Pack Painted - Standard finishes
- Hand Painted - By Cabinetmaker

MINIMUM HEIGHT OR WIDTH **210mm** (Leaves 20mm panel) Add 30mm to HEIGHT for ARCH DOORS

NOTE: This design is used for Glass Frames and Glazing Bars (See Page 22)

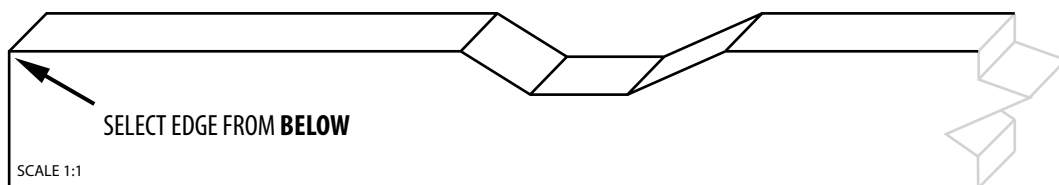
THICKNESS AVAILABLE: 18, 21, 25 and 32mm

ELEGANCE - 400 SERIES - DESIGNS & EDGES



Order Example:

DESIGN - EDGE	455 - SELECT EDGE
DESIGN - EDGE	456 - SELECT EDGE



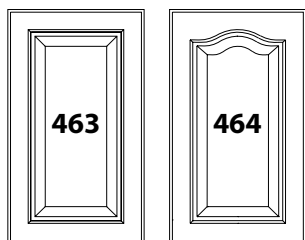
Finishes available with this design:

- Routed - ALL finishes
- Vacuum Formed - ALL finishes
- 2 Pack Painted - Standard finishes
- Hand Painted - By Cabinetmaker

MINIMUM HEIGHT OR WIDTH **210mm** (Leaves 20mm panel)

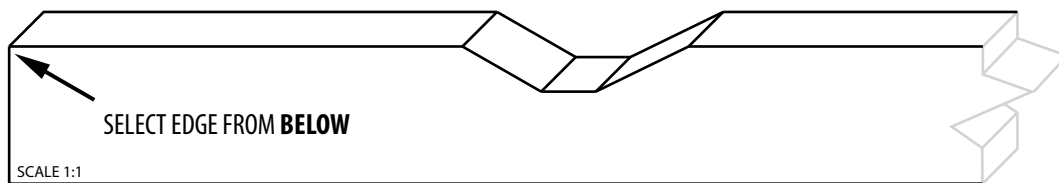
Add 30mm to HEIGHT for ARCH DOORS

THICKNESS AVAILABLE: 18, 21, 25 and 32mm



Order Example:

DESIGN - EDGE	463 - SELECT EDGE
DESIGN - EDGE	464 - SELECT EDGE



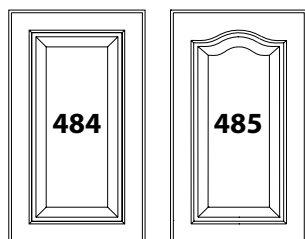
Finishes available with this design:

- Routed - ALL finishes
- Vacuum Formed - ALL finishes
- 2 Pack Painted - Standard finishes
- Hand Painted - By Cabinetmaker

MINIMUM HEIGHT OR WIDTH **200mm** (Leaves 20mm panel)

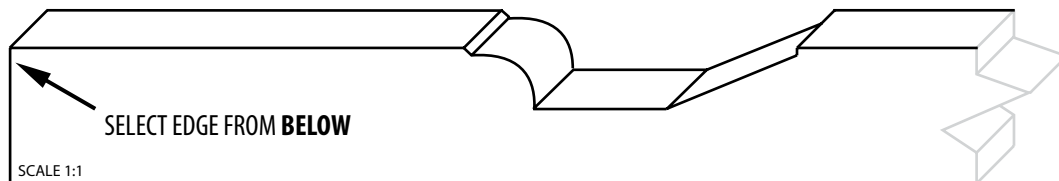
Add 30mm to HEIGHT for ARCH DOORS

THICKNESS AVAILABLE: 18, 21, 25 and 32mm



Order Example:

DESIGN - EDGE	484 - SELECT EDGE
DESIGN - EDGE	485 - SELECT EDGE



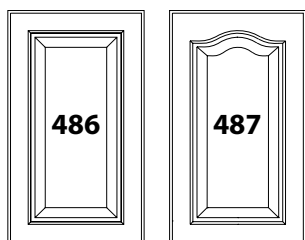
Finishes available with this design:

- Routed - ALL finishes
- Vacuum Formed - ALL finishes
- 2 Pack Painted - Standard finishes
- Hand Painted - By Cabinetmaker

MINIMUM HEIGHT OR WIDTH **230mm** (Leaves 20mm panel)

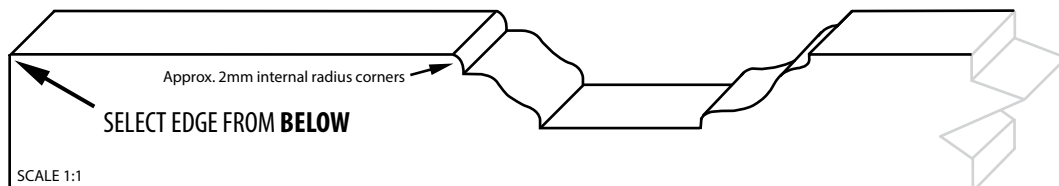
Add 30mm to HEIGHT for ARCH DOORS

THICKNESS AVAILABLE: 18, 21, 25 and 32mm



Order Example:

DESIGN - EDGE	486 - SELECT EDGE
DESIGN - EDGE	487 - SELECT EDGE



Finishes available with this design:

- Routed - ALL finishes
- Vacuum Formed - ALL finishes
- 2 Pack Painted - Standard finishes
- Hand Painted - By Cabinetmaker

MINIMUM HEIGHT OR WIDTH **234mm** (Leaves 20mm panel)

Add 30mm to HEIGHT for ARCH DOORS

THICKNESS AVAILABLE: 18, 21, 25 and 32mm

EDGES

ALL ELEGANCE DESIGNS MINIMUM THICKNESS 18mm




EP 2



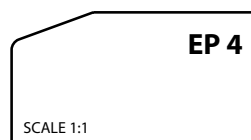
EP 3S

Approx. 2mm radius



EP 3

Approx. 5mm radius

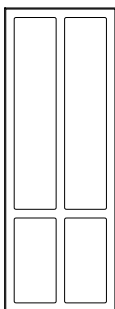


EP 4



EP 5

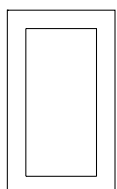
CONTEMPORARY - 500 SERIES - DESIGNS & EDGES



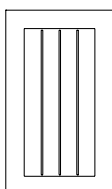
- Contemporary design doors are available in various finishes and thickness as shown
- As the design entails routing up to 7mm out of the thickness of the doors, there is a reduction in the strength of the door which can result in bowing and/or cupping of larger sizes
- It is strongly recommended that sizes above 1500mm height and/or 500mm width in these designs are produced with a vertical mid rail as shown on left
- Double mid rails and larger rail sizes are also strongly recommended to alleviate this problem
- P1 pantry doors - not available in these flat panel designs
- Check minimum heights and widths for drawer fronts
- All drawers in Contemporary Designs are made as individual

ALL CONTEMPORARY DESIGNS MINIMUM THICKNESS 18mm

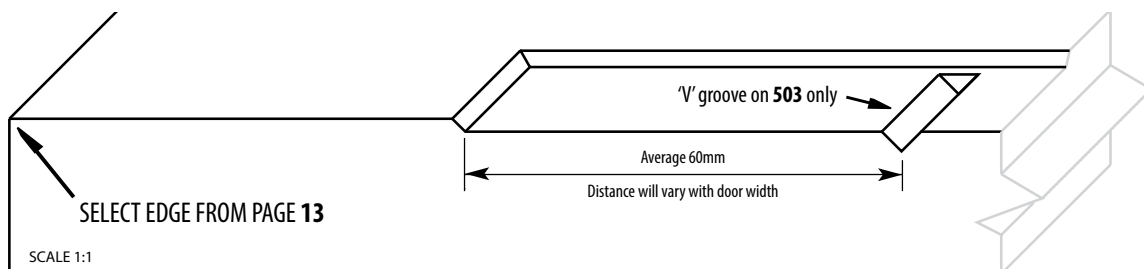
NOT AVAILABLE IN GLOSS VACUUM FORMED



502



503



Order Example:

DESIGN - EDGE	502 - SELECT EDGE
DESIGN - EDGE	503 - SELECT EDGE

Finishes available with this design:

- Routed - Single or Double sided white melamine only
- Vacuum Formed - ALL finishes except Gloss
- 2 Pack Painted - Standard finishes
- Hand Painted - By Cabinetmaker


MINIMUM HEIGHT - 156mm

502 - MINIMUM WIDTH 156mm (Leaves 30mm panel)

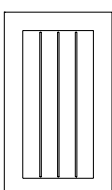
503 - MINIMUM WIDTH 246mm (Leaves 120mm panel)

THICKNESS AVAILABLE: 18, 21, 25 and 32mm

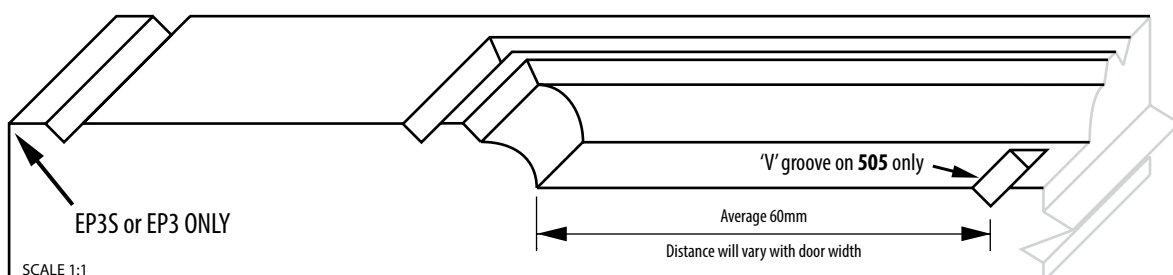
GF for design 502/503 will be made as design 576 (Unless specified)



504



505



Order Example:

DESIGN - EDGE	504 - 3S or 3 ONLY
DESIGN - EDGE	505 - 3S or 3 ONLY

Finishes available with this design:


- Routed - Single or Double sided white melamine only
- Vacuum Formed - ALL finishes except Gloss
- 2 Pack Painted - Standard finishes
- Hand Painted - By Cabinetmaker

MINIMUM HEIGHT - 174mm

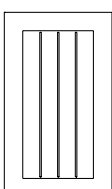
504 - MINIMUM WIDTH 174mm (Leaves 30mm panel)

505 - MINIMUM WIDTH 264mm (Leaves 120mm panel)

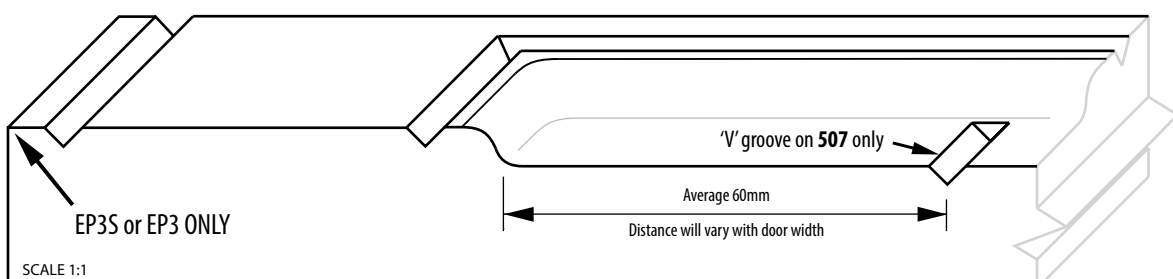
THICKNESS AVAILABLE: 18, 21, 25 and 32mm



506



507



Order Example:

DESIGN - EDGE	506 - 3S or 3 ONLY
DESIGN - EDGE	507 - 3S or 3 ONLY

Finishes available with this design:

- Routed - Single or Double sided white melamine only
- Vacuum Formed - ALL finishes except Gloss
- 2 Pack Painted - Standard finishes
- Hand Painted - By Cabinetmaker

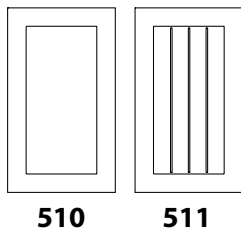
MINIMUM HEIGHT - 160mm

506 - MINIMUM WIDTH 160mm (Leaves 30mm panel)

507 - MINIMUM WIDTH 250mm (Leaves 120mm panel)

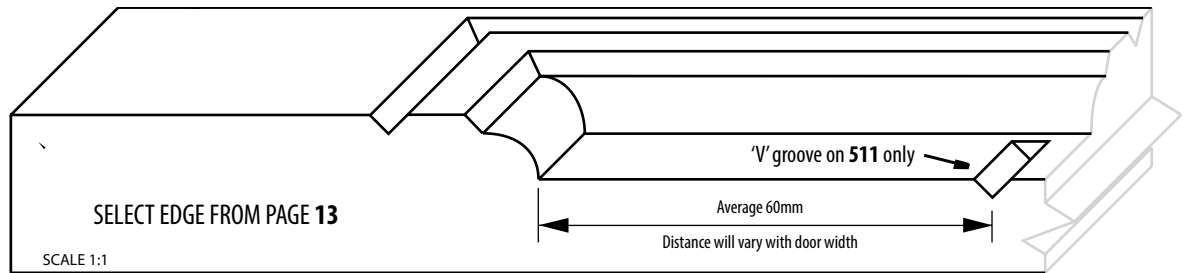
THICKNESS AVAILABLE: 18, 21, 25 and 32mm

CONTEMPORARY - 500 SERIES - DESIGNS & EDGES



510

511



Order Example:

DESIGN - EDGE	510 - SELECT EDGE
DESIGN - EDGE	511 - SELECT EDGE

Finishes available with this design:

- Vacuum Formed - ALL finishes except Gloss
- 2 Pack Painted - Standard finishes or Hand Painted - By Cabinetmaker
- Routered - Single or Double sided white melamine only

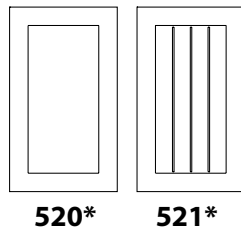
MINIMUM HEIGHT - 174mm

510 - MINIMUM WIDTH 174mm (Leaves 30mm panel)

511 - MINIMUM WIDTH 264mm (Leaves 120mm panel)

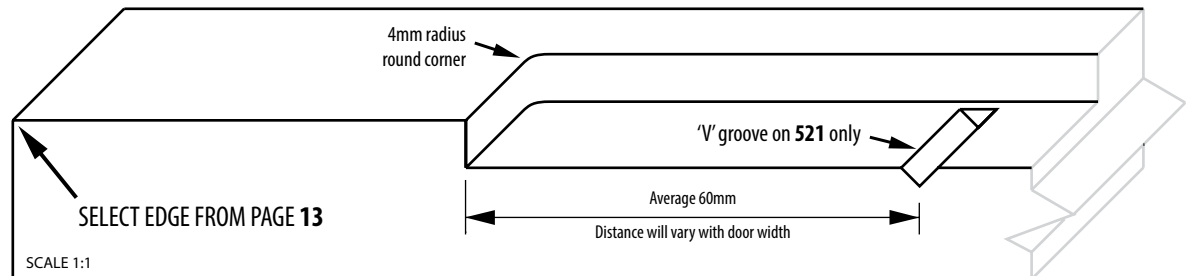
THICKNESS AVAILABLE: 18, 21, 25 and 32mm

*DESIGNS 520 & 521 - NOT AVAILABLE IN VACUUM FORMED



520*

521*



Order Example:

DESIGN - EDGE	520 - SELECT EDGE
---------------	-------------------

Finishes available with this design:

- 2 Pack Painted - Standard finishes or Hand Painted - By Cabinetmaker
- Routered - Single or Double sided white melamine only

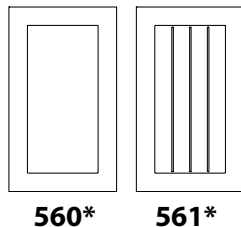
MINIMUM HEIGHT - 156mm

520 - MINIMUM WIDTH 156mm (Leaves 36mm panel)

521 - MINIMUM WIDTH 240mm (Leaves 120mm panel)

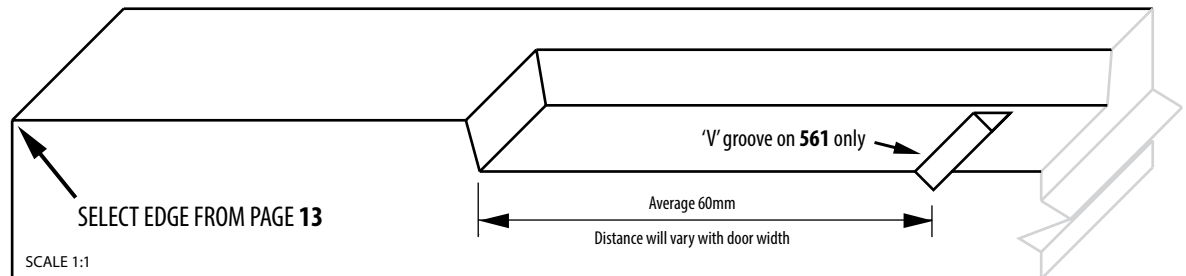
THICKNESS AVAILABLE: 18, 21, 25 and 32mm

*DESIGNS 560 & 561 - NOT AVAILABLE IN VACUUM FORMED



560*

561*



Order Example:

DESIGN - EDGE	560 - SELECT EDGE
DESIGN - EDGE	561 - SELECT EDGE

Finishes available with this design:

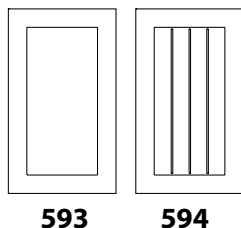
- 2 Pack Painted - Standard finishes or Hand Painted - By Cabinetmaker
- Routered - Single or Double sided white melamine only

MINIMUM HEIGHT - 156mm

560 - MINIMUM WIDTH 156mm (Leaves 30mm panel)

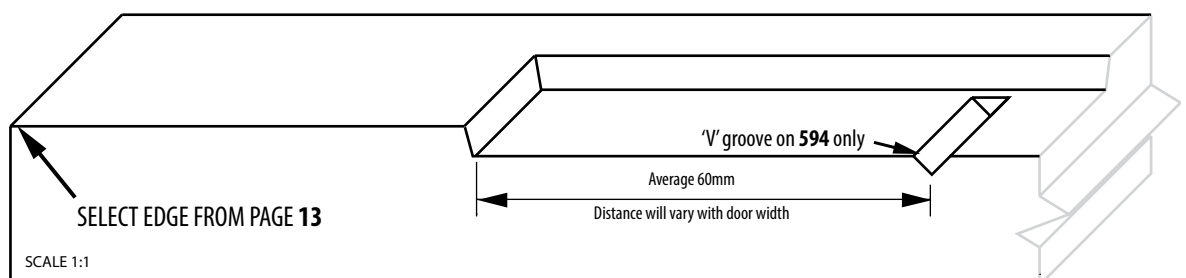
561 - MINIMUM WIDTH 246mm (Leaves 120mm panel)

THICKNESS AVAILABLE: 18, 21, 25 and 32mm



593

594



Order Example:

DESIGN - EDGE	593 - SELECT EDGE
DESIGN - EDGE	594 - SELECT EDGE

Finishes available with this design:

- Vacuum Formed - ALL finishes except Gloss
- 2 Pack Painted - Standard finishes or Hand Painted - By Cabinetmaker
- Routered - Single or Double sided white melamine only

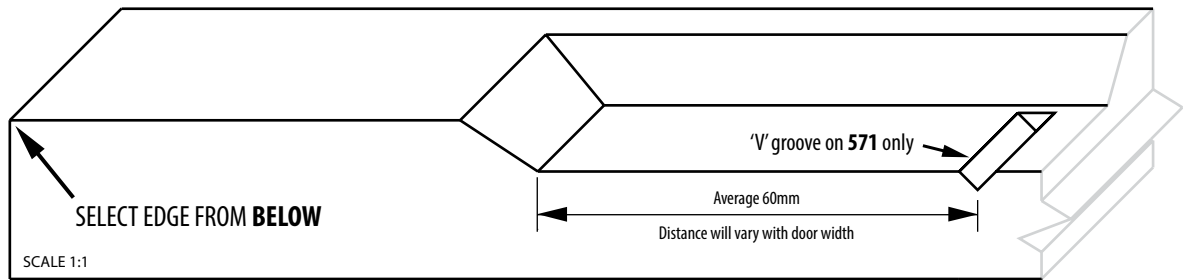
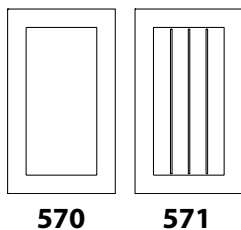
MINIMUM HEIGHT - 156mm

593 - MINIMUM WIDTH 156mm (Leaves 30mm panel)

594 - MINIMUM WIDTH 246mm (Leaves 120mm panel)

THICKNESS AVAILABLE: 18, 21, 25 and 32mm

CONTEMPORARY - 500 SERIES - DESIGNS & EDGES



Order Example:

DESIGN - EDGE	570 - SELECT EDGE
DESIGN - EDGE	571 - SELECT EDGE

Finishes available with this design:

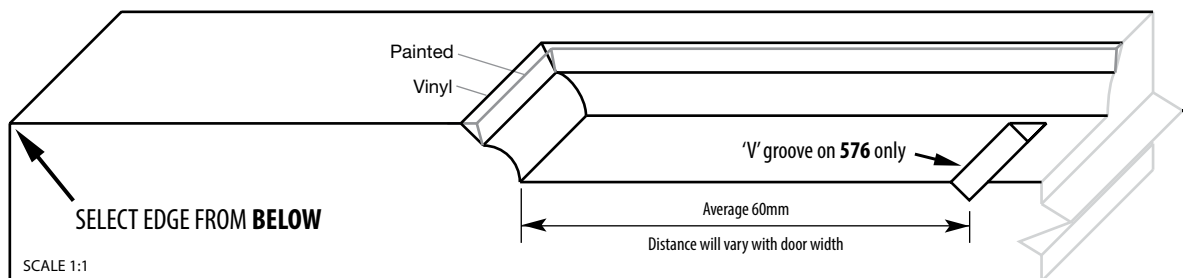
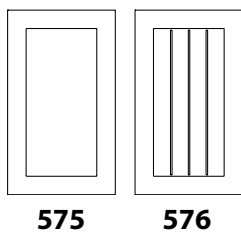
- Routed - Single or Double sided white melamine only
- Vacuum Formed - ALL finishes except Gloss
- 2 Pack Painted - Standard finishes
- Hand Painted - By Cabinetmaker

MINIMUM HEIGHT - 176mm

570 - MINIMUM WIDTH 176mm (Leaves 36mm panel)

571 - MINIMUM WIDTH 266mm (Leaves 120mm panel)

THICKNESS AVAILABLE: 18, 21, 25 and 32mm



Order Example:

DESIGN - EDGE	575 - SELECT EDGE
DESIGN - EDGE	576 - SELECT EDGE

Finishes available with this design:

- Routed - Single or Double sided white melamine only
- Vacuum Formed - ALL finishes except Gloss
- 2 Pack Painted - Standard finishes
- Hand Painted - By Cabinetmaker

MINIMUM HEIGHT - 168mm

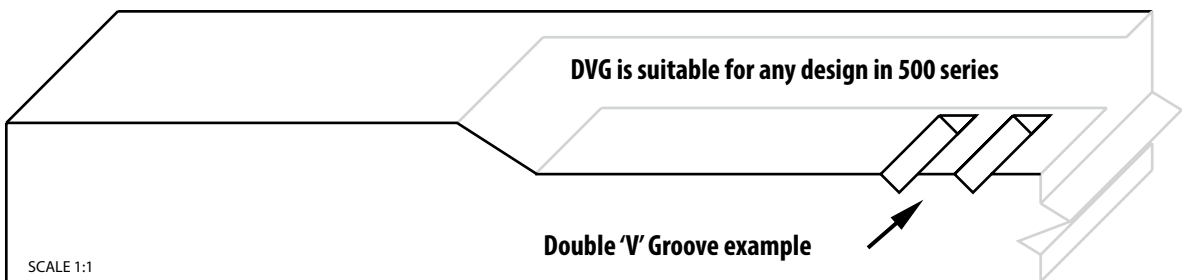
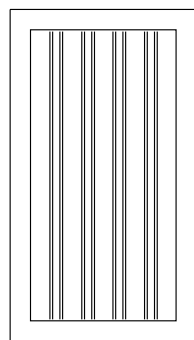
575 - MINIMUM WIDTH 168mm (Leaves 30mm panel)

576 - MINIMUM WIDTH 258mm (Leaves 120mm panel)

PAINTED EDGE ON DESIGN 575 ONLY. 576 WILL USE VINYL EDGE.

THICKNESS AVAILABLE: 18, 21, 25 and 32mm

DOUBLE 'V' GROOVE - also available on application



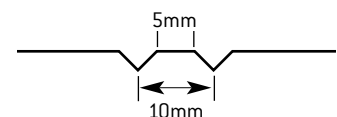
Add - 'DVG' to Selected Design

Order Example:

DESIGN - EDGE	SELECT EDGE
DESIGN - EDGE	SELECT DESIGN + DVG

Finishes available with this design:

- Routed - Single or Double sided white melamine only
- Vacuum Formed - ALL finishes except Gloss
- 2 Pack Painted - Standard finishes
- Hand Painted - By Cabinetmaker



SCALE 1:1

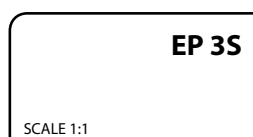
EDGES

ALL CONTEMPORARY DESIGNS MINIMUM THICKNESS 18mm



EP 2

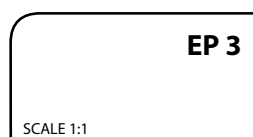
SCALE 1:1



EP 3S

SCALE 1:1

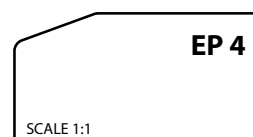
Approx. 2mm radius



EP 3

SCALE 1:1

Approx. 5mm radius



EP 4

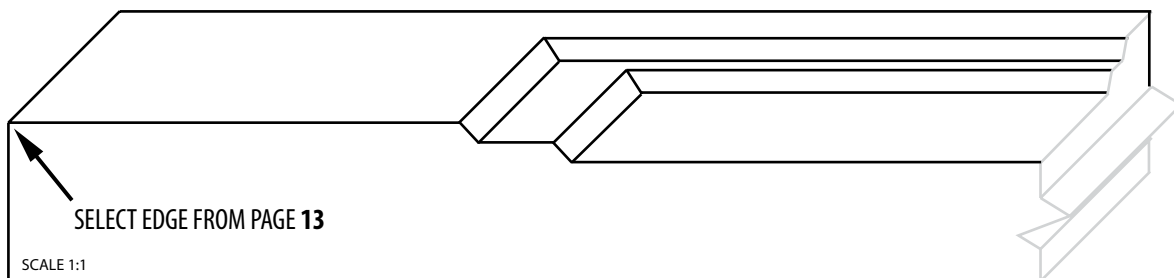
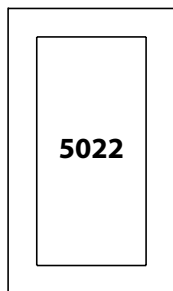
SCALE 1:1



EP 5

SCALE 1:1

CONTEMPORARY - 500 SERIES - DESIGNS & EDGES



Order Example:

DESIGN - EDGE	5022 - SELECT EDGE
---------------	--------------------

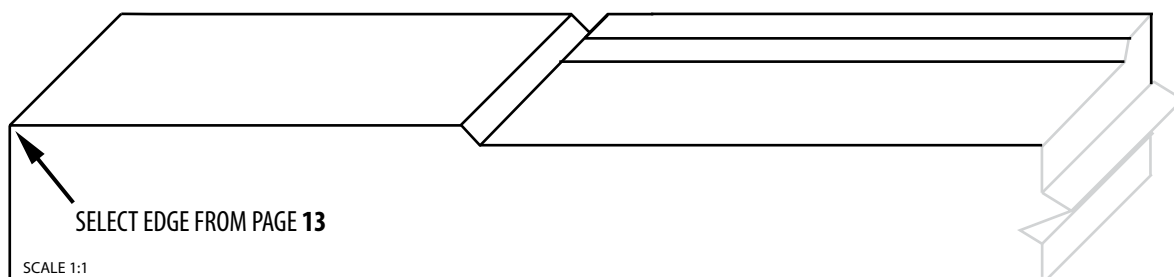
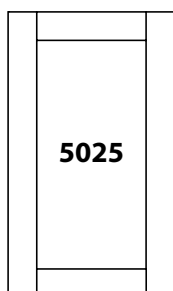
Finishes available with this design:

- Routed - Single or Double sided white melamine only
- Vacuum Formed - ALL finishes except Gloss
- 2 Pack Painted - Standard finishes
- Hand Painted - By Cabinetmaker

MINIMUM HEIGHT - **190mm**

MINIMUM WIDTH **190mm** (Leaves 40mm panel)

THICKNESS AVAILABLE: 18, 21, 25 and 32mm



CENTER OF DOOR

SCALE 1:1

EDGE OF DOOR

SCALE 1:1

Order Example:

DESIGN - EDGE	5025 - SELECT EDGE
---------------	--------------------

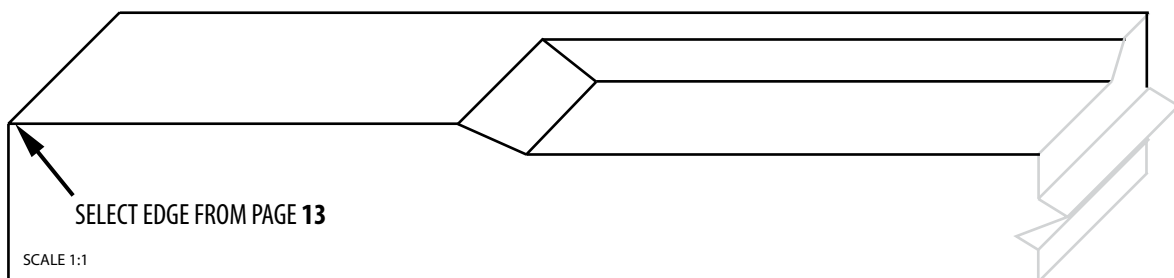

Finishes available with this design:

- Routed - Single or Double sided white melamine only
- Vacuum Formed - ALL finishes except Gloss
- 2 Pack Painted - Standard finishes
- Hand Painted - By Cabinetmaker

MINIMUM HEIGHT - **156mm**

MINIMUM WIDTH **156mm** (Leaves 30mm panel)

THICKNESS AVAILABLE: 18, 21, 25 and 32mm



- Finishes available with this design:**
- Routed - Single or Double sided white melamine only
 - Vacuum Formed - ALL finishes except Gloss
 - 2 Pack Painted - Standard finishes or Hand Painted - By Cabinetmaker

MINIMUM HEIGHT - **164mm**

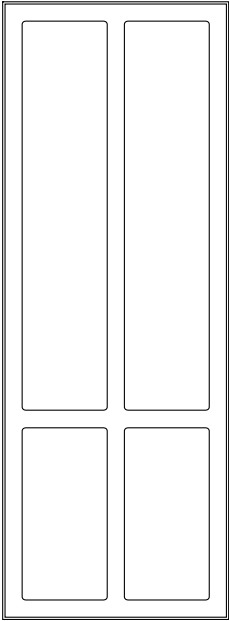
MINIMUM WIDTH **164mm** (Leaves 30mm panel)

THICKNESS AVAILABLE: 18, 21, 25 and 32mm

Order Example:

DESIGN - EDGE	5704 - SELECT EDGE
---------------	--------------------

HERITAGE - 600 SERIES - DESIGNS & EDGES



- Heritage design doors are only available in **21mm minimum thickness**
- Plain panels are available in 16, 18, 21, 25 & 32 - please specify
- **As the 601, 602, 604, 605, 606, 609, 631 and 634 designs entail routing up to 12mm out of the thickness of the doors there is a reduction in the strength of the door which can result in bowing and/or cupping of larger sizes**
- It is strongly recommended that sizes above 1500mm height and/or 500mm width in these designs are produced with a vertical mid rail as shown on left
- Double mid rails and larger rail sizes are also strongly recommended to alleviate this problem
- P1 pantry doors - NOT AVAILABLE in these flat panel designs
- P2 pantry doors - NOT AVAILABLE in designs 600, 601, 602 and 631
- Bar (STD) NOT AVAILABLE in designs 600, 601, 602 and 631
- Check minimum heights and widths for drawer fronts

NOT AVAILABLE IN GLOSS VACUUM FORMED

ALL HERITAGE DESIGNS MINIMUM THICKNESS BOARD IS 21mm

NOTE: Designs 600, 601, 602, 631 will have outside rails recessed to approximately 16mm thickness at a minimum

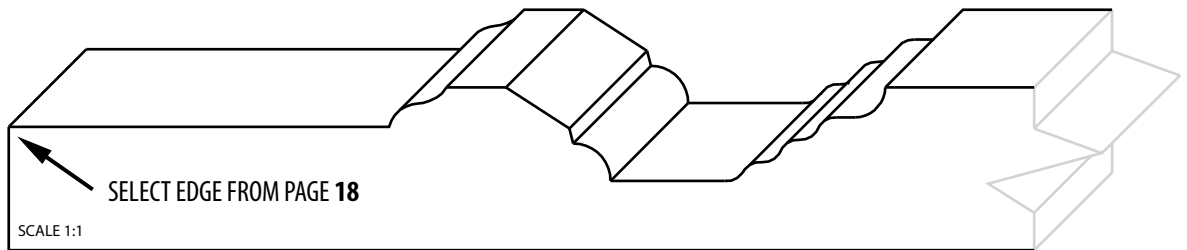
NOTE: Drawers in designs 601, 602, 604, 605, 606, 609, 631 & 634 are only made as individuals. (See INFORMATION SECTION, Page 18)



600

Order Example:

DESIGN - EDGE	600 - SELECT EDGE
---------------	-------------------



Finishes available with this design:

- Routed - Single sided white melamine only
- Vacuum Formed - ALL finishes except Gloss
- 2 Pack Painted - Standard finishes
- Hand Painted - By Cabinetmaker

MINIMUM HEIGHT OR WIDTH **248mm** (Leaves 20mm panel)

- NOTE: Pantry doors only available in Double Mid Rails
- NOT available in bar (STD)
- This design may be subject to bowing

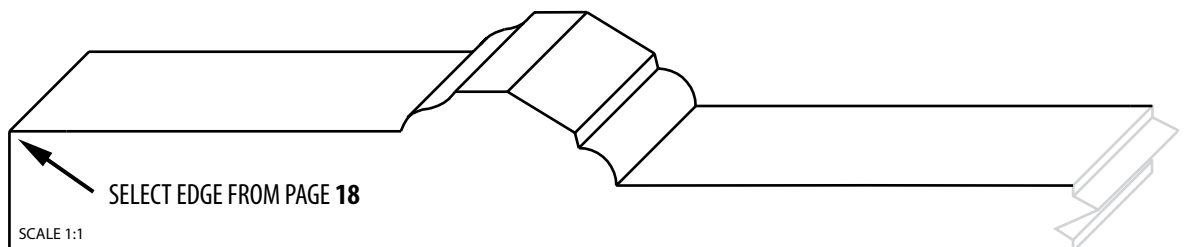
THICKNESS AVAILABLE: 21, 25 and 32mm



601

Order Example:

DESIGN - EDGE	601 - SELECT EDGE
---------------	-------------------



Finishes available with this design:

- Routed - Single sided white melamine only
- Vacuum Formed - ALL finishes except Gloss
- 2 Pack Painted - Standard finishes
- Hand Painted - By Cabinetmaker

MINIMUM HEIGHT OR WIDTH **198mm** (Leaves 38mm panel)

- NOTE: Pantry doors only available in Double Mid Rails
- NOT available in bar (STD)
- This design may be subject to bowing

THICKNESS AVAILABLE: 21, 25 and 32mm

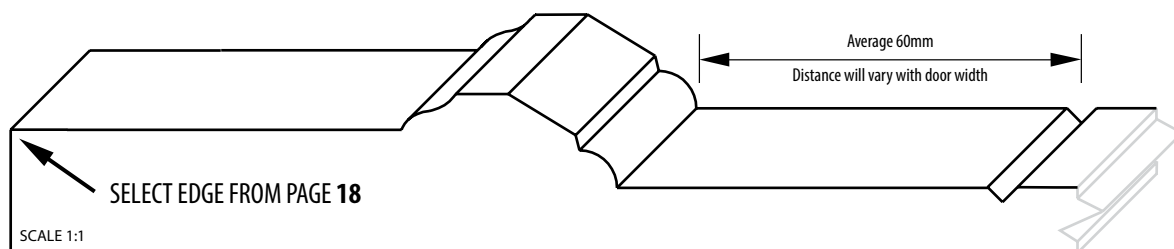
HERITAGE - 600 SERIES - DESIGNS & EDGES



602

Order Example:

DESIGN - EDGE	602 - SELECT EDGE
---------------	-------------------



Finishes available with this design:

- Routed - Single sided white melamine only
- Vacuum Formed - ALL finishes except Gloss
- 2 Pack Painted - Standard finishes
- Hand Painted - By Cabinetmaker

MINIMUM HEIGHT OR WIDTH

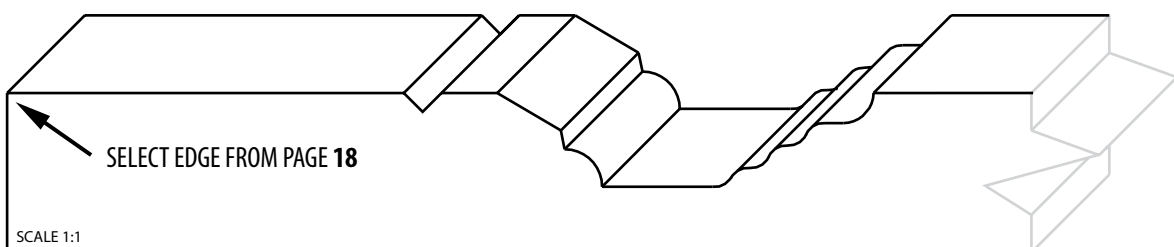
- 198mm** (Leaves 38mm panel) with 'V' Groove - for Height
286mm (Leaves 120mm panel) with 'V' Groove - for Width
- NOTE: Pantry doors only available in Double Mid Rails
 - NOT available in bar (STD)
 - This design may be subject to bowing
- THICKNESS AVAILABLE: 21, 25 and 32mm



603

Order Example:

DESIGN - EDGE	603 - SELECT EDGE
---------------	-------------------



Finishes available with this design:

- Routed - Single sided white melamine only
- Vacuum Formed - ALL finishes except Gloss
- 2 Pack Painted - Standard finishes
- Hand Painted - By Cabinetmaker

MINIMUM HEIGHT OR WIDTH 248mm (Leaves 20mm panel)

- This design may be subject to bowing

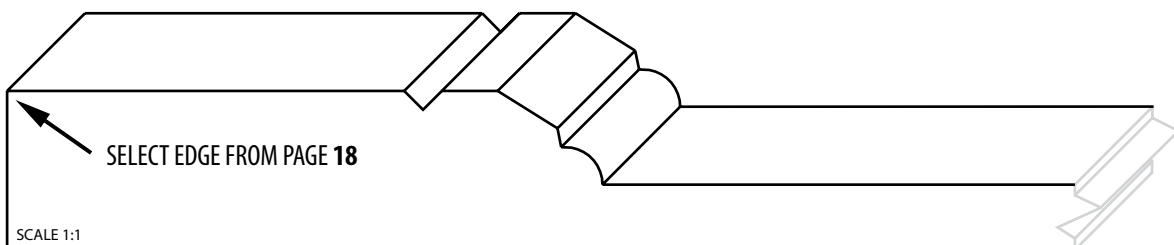
THICKNESS AVAILABLE: 21, 25 and 32mm



604

Order Example:

DESIGN - EDGE	604 - SELECT EDGE
---------------	-------------------



Finishes available with this design:

- Routed - Single sided white melamine only
- Vacuum Formed - ALL finishes except Gloss
- 2 Pack Painted - Standard finishes
- Hand Painted - By Cabinetmaker

MINIMUM HEIGHT OR WIDTH 198mm (Leaves 38mm panel)

- This design may be subject to bowing

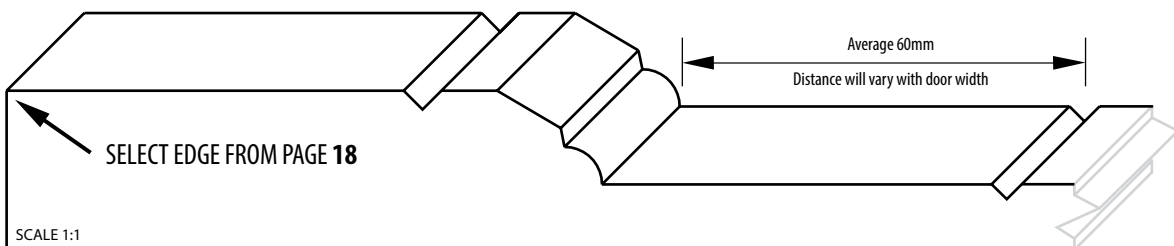
THICKNESS AVAILABLE: 21, 25 and 32mm



605

Order Example:

DESIGN - EDGE	605 - SELECT EDGE
---------------	-------------------



Finishes available with this design:

- Routed - Single sided white melamine only
- Vacuum Formed - ALL finishes except Gloss
- 2 Pack Painted - Standard finishes
- Hand Painted - By Cabinetmaker

MINIMUM HEIGHT OR WIDTH

- 198mm** (Leaves 38mm panel) with 'V' Groove - for Height
286mm (Leaves 120mm panel) with 'V' Groove - for Width
- This design may be subject to bowing
- THICKNESS AVAILABLE: 21, 25 and 32mm

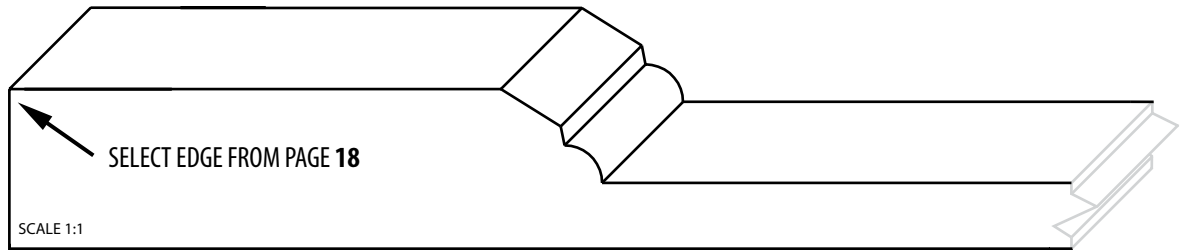
HERITAGE - 600 SERIES - DESIGNS & EDGES



606

Order Example:

DESIGN - EDGE	606 - SELECT EDGE
---------------	-------------------



Finishes available with this design:

- Routed - Single sided white melamine only
- Vacuum Formed - ALL finishes except Gloss
- 2 Pack Painted - Standard finishes
- Hand Painted - By Cabinetmaker

MINIMUM HEIGHT OR WIDTH **198mm** (Leaves 38mm panel)

- Also available with 'V' Groove. In 'Special Design' section on order form, specify 'VG' for single or 'DVG' for double grooves

- This design may be subject to bowing

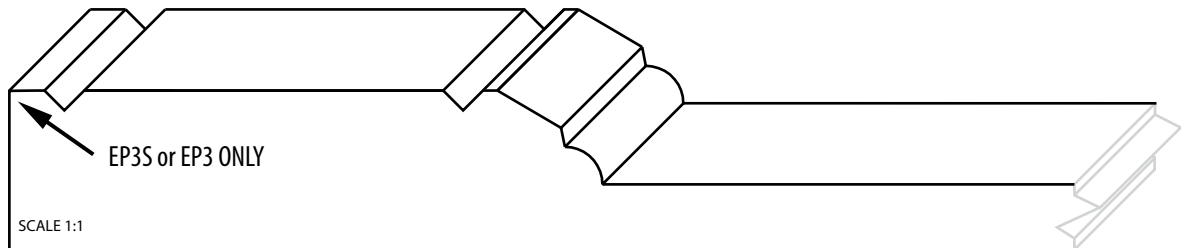
THICKNESS AVAILABLE: 21, 25 and 32mm



609

Order Example:

DESIGN - EDGE	609 - EP3S or EP3 ONLY
---------------	------------------------



Finishes available with this design:

- Routed - Single sided white melamine only
- Vacuum Formed - ALL finishes except Gloss
- 2 Pack Painted - Standard finishes
- Hand Painted - By Cabinetmaker

MINIMUM HEIGHT OR WIDTH **198mm** (Leaves 38mm panel)

- Also available with 'V' Groove. In 'Special Design' section on order form, specify 'VG' for single or 'DVG' for double grooves

- This design may be subject to bowing

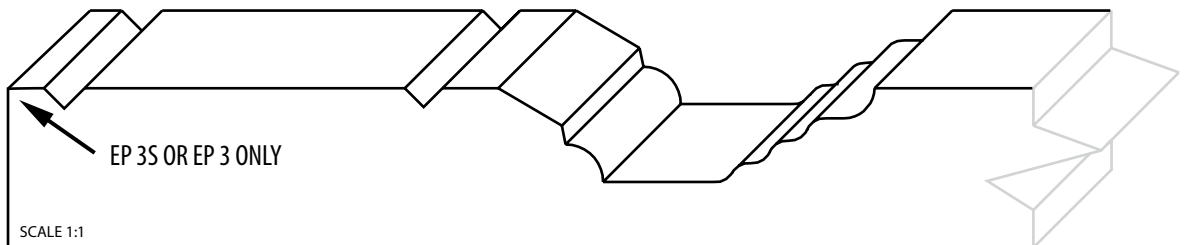
THICKNESS AVAILABLE: 21, 25 and 32mm



623

Order Example:

DESIGN - EDGE	623 - 3S or 3 ONLY
---------------	--------------------



Finishes available with this design:

- Routed - Single sided white melamine only
- Vacuum Formed - ALL finishes except Gloss
- 2 Pack Painted - Standard finishes
- Hand Painted - By Cabinetmaker

MINIMUM HEIGHT OR WIDTH **248mm** (Leaves 20mm panel)

- This design may be subject to bowing

THICKNESS AVAILABLE: 21, 25 and 32mm

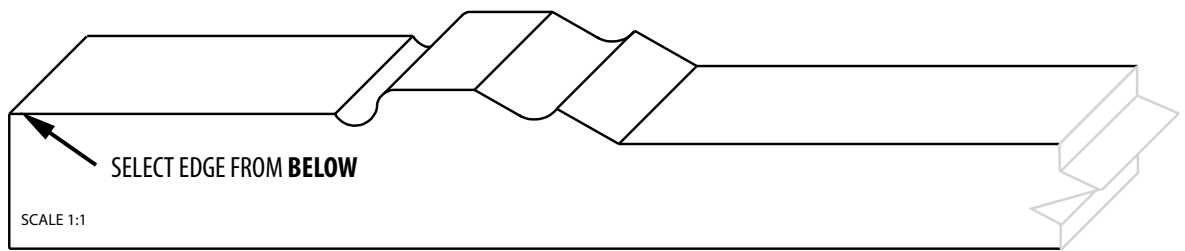
HERITAGE - 600 SERIES - DESIGNS & EDGES



631

Order Example:

DESIGN - EDGE	631 - SELECT EDGE
---------------	-------------------



Finishes available with this design:

- Routed - Single sided white melamine only
- Vacuum Formed - ALL finishes except Gloss
- 2 Pack Painted - Standard finishes
- Hand Painted - By Cabinetmaker

MINIMUM HEIGHT OR WIDTH **200mm** (Leaves 38mm panel)

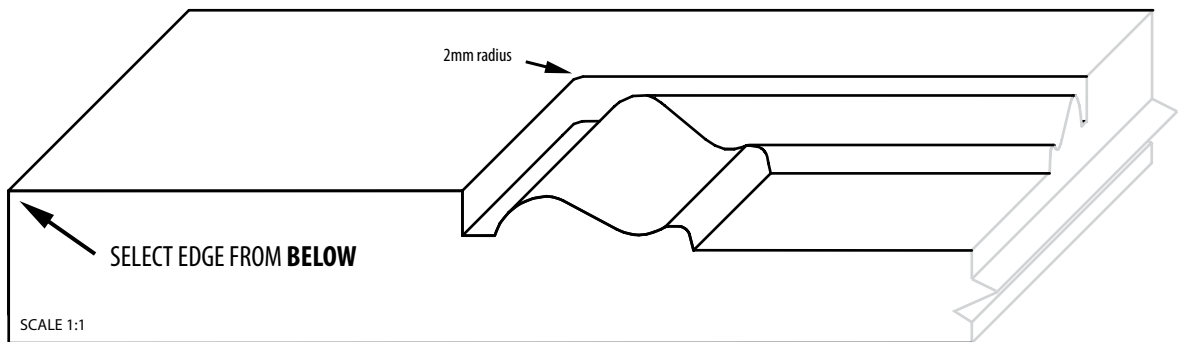
- Also available with 'V' Groove. In 'Special Design' section on order form, specify 'VG' for single or 'DVG' for double grooves
 - NOTE: Pantry doors only available in Double Mid Rails
 - NOT available in bar (STD)
 - This design may be subject to bowing
- THICKNESS AVAILABLE: 21, 25 and 32mm



634

Order Example:

DESIGN - EDGE	634 - SELECT EDGE
---------------	-------------------



Finishes available with this design:

- Routed - Single sided white melamine only
- Vacuum Formed - NOT available
- 2 Pack Painted - Standard finishes
- Hand Painted - By Cabinetmaker

MINIMUM HEIGHT OR WIDTH **222mm** (Leaves 38mm panel)

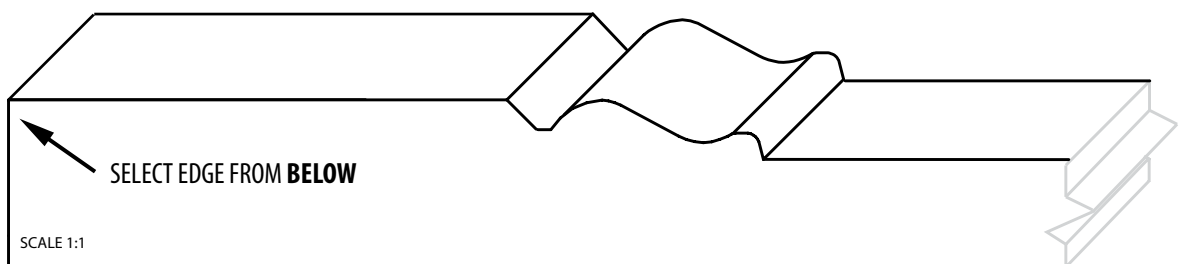
- Also available with 'V' Groove. In 'Special Design' section on order form, specify 'VG' for single or 'DVG' for double grooves
 - This design may be subject to bowing
- THICKNESS AVAILABLE: 21, 25 and 32mm



634V

Order Example:

DESIGN - EDGE	634V - SELECT EDGE
---------------	--------------------



Finishes available with this design:

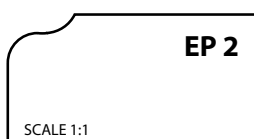
- Routed - Single sided white melamine only
- Vacuum Formed - ALL finishes except Gloss
- 2 Pack Painted - Standard finishes
- Hand Painted - By Cabinetmaker

MINIMUM HEIGHT OR WIDTH **228mm** (Leaves 40mm panel)

- Also available with 'V' Groove. In 'Special Design' section on order form, specify 'VG' for single or 'DVG' for double grooves
 - This design may be subject to bowing
- THICKNESS AVAILABLE: 21, 25 and 32mm

EDGES

ALL HERITAGE DESIGNS MINIMUM THICKNESS 21mm




EP 2



EP 3S

Approx. 2mm radius



EP 3

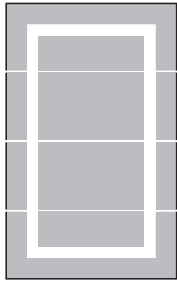
Approx. 5mm radius



EP 5

DRAWER FRONTS

• Blue line indicates where drawer fronts will be edged unless otherwise specified




AS DOOR (DRW)

Order example:

QTY	Height	Width	Description
1	710	450	DRW 4

• NOTE: FIGURES SHOWN ARE EXAMPLES ONLY



**INDIVIDUAL (IND)
EQUAL DRAWERS**

Order example:

QTY	Height	Width	Description
1	710	450	DRW IND 4

• NOTE: FIGURES SHOWN ARE EXAMPLES ONLY

NOTE
Refer to minimum
sizes for specific
designs as they vary

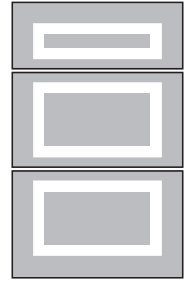


**INDIVIDUAL EQ CENTRE
PANELS (IND ECP)**

Order example:

QTY	Height	Width	Description
1	710	450	DRW IND ECP 4

• NOTE: FIGURES SHOWN ARE EXAMPLES ONLY




**INDIVIDUAL
DIFFERENT SIZED DRAWERS**

Order example of 710H x 450W:

QTY	Description
1	DRW IND 180T / 262 M / 262 B

• NOTE: FIGURES SHOWN ARE EXAMPLES ONLY




DRAWER DOOR

Order example of 710H x 450W:

QTY	Description
1	DRW IND 180T / 527 B

• NOTE: FIGURES SHOWN ARE EXAMPLES ONLY



**AS DOOR
WITH ARCH TOP**

Order example of 710H x 450W:

QTY	Description
1	DRW 4

• NOTE: FIGURES SHOWN ARE EXAMPLES ONLY




**INDIVIDUAL
WITH ARCH TOP**

Order example of 710H x 450W:

QTY	Description
1	DRW IND 4

• NOTE: FIGURES SHOWN ARE EXAMPLES ONLY




**INDIVIDUAL
WITH ALL ARCH**

Order example of 710H x 450W:

QTY	Description
1	DRW 4 ALL ARCH

• NOTE: FIGURES SHOWN ARE EXAMPLES ONLY



**INDIVIDUAL POT DRAWERS
WITH FULL RAILS**

Order example of 710H x 450W:

QTY	Description
1	DRW IND 2 FULL RAIL


• NOTE: FIGURES SHOWN ARE EXAMPLES ONLY

- AS DOOR will be used unless specified
Note: Contemporary and Heritage (Series 500 or 600) with recessed panels will be INDIVIDUAL.

- Equal or different size Drawer fronts available.
- Approx 3mm gap between Drawers.
- Centre half-rails on Individual Drawers may vary depending on size and design.

BAR PANELS

- Number of panels and panel width calculated to approx 500mm wide unless number of panels specified.
- All Rails can be modified to suit corbels etc, please specify.
- Please ensure Height and Width are overall dimensions.



BAR (STD)

Order example: (without kick)							
S = SQ							
QTY	Height	Width	T	B	L	R	Description
1	720	1100					BAR 2

Example: (with 150 kick)							
S = SQ							
QTY	Height	Width	T	B	L	R	Description
1	870	1100		S			BAR 2 150 K

• NOTE: FIGURES SHOWN ARE EXAMPLES ONLY

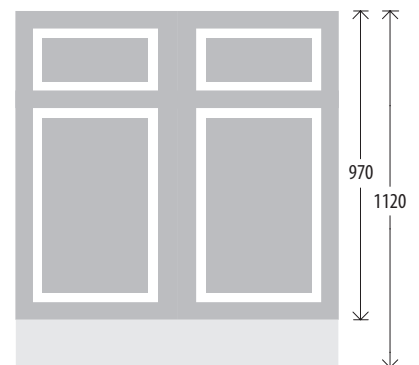


BAR (DMR) - Double Mid Rail

Order example: (without kick)							
S = SQ							
QTY	Height	Width	T	B	L	R	Description
1	720	1100					BAR 2 DMR

Example: (with 150 kick)							
S = SQ							
QTY	Height	Width	T	B	L	R	Description
1	870	1100		S			BAR 2 DMR 150 K

• NOTE: FIGURES SHOWN ARE EXAMPLES ONLY



BAR (DMR) SPD

Order example: (without kick)							
S = SQ							
QTY	Height	Width	T	B	L	R	Description
1	970	1100					SEE DRAWING

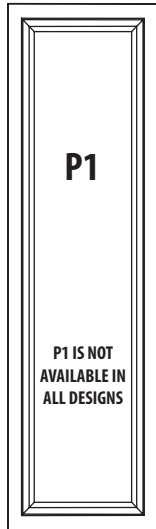
Example: (with 150 kick)							
S = SQ							
QTY	Height	Width	T	B	L	R	Description
1	1120	1100		S			SEE DRAWING

• NOTE: FIGURES SHOWN ARE EXAMPLES ONLY

• NOTE: For (SPD) Please supply drawing showing all dimensions

PANTRY DOORS

- Pantry Doors or Routed End Panels may be manufactured in any designs, and any profiles can be used.
- P2: Pantry with code P2 will always be used unless specified otherwise.**
PLEASE NOTE: If no bottom height measurement is specified for pantry, height of floor cupboard doors will automatically be used.
- Any Pantry Doors or Routed End Panels may have rails modified.
Example: +20 RHS, will give you 20mm extra on the Right Hand Side Rail. Please ensure height & width are **OVERALL DIMENSIONS**.
- Please note that larger size doors will show more evidence of bowing and cupping and cabinetmakers are recommended to avoid, where possible, sizes much greater than 2400mm high and/or 500mm width - additional hinges are necessary on larger doors e.g. 3 hinges above 800mm height, 5 hinges above 1500mm height etc.



K

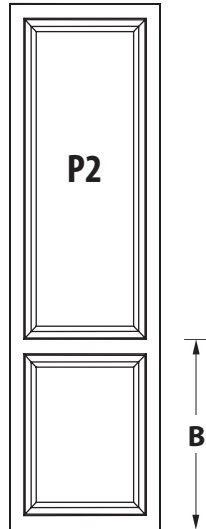
Order example: (without kick)

Description
P1

Example: (with 150 kick)

Description
P1 150 K

● NOTE: FIGURES SHOWN ARE EXAMPLES ONLY



K


Order example: (without kick)

Description
P2 720 B

Example: (with 150 kick)

Description
P2 720 B 150 K

● NOTE: FIGURES SHOWN ARE EXAMPLES ONLY



K

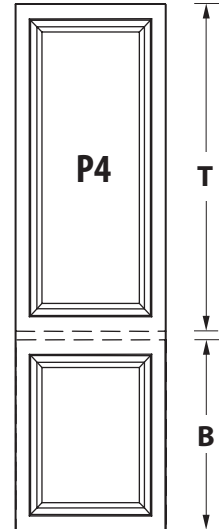
Order example: (without kick)

Description
P3 720 B

Example: (with 150 kick)

Description
P3 720 B 150 K

● NOTE: FIGURES SHOWN ARE EXAMPLES ONLY



K

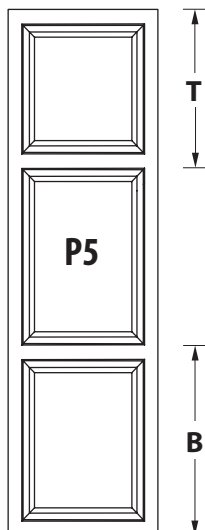
Order example: (without kick)

Description
P4 720 B 1180 T

Example: (with 150 kick)

Description
P4 720 B 1180 T 150 K

● NOTE: FIGURES SHOWN ARE EXAMPLES ONLY



K


Order example: (without kick)

Description
P5 720 B 600 T

Example: (with 150 kick)

Description
P5 720 B 600 T 150 K

● NOTE: FIGURES SHOWN ARE EXAMPLES ONLY



K

Vertical Mid Rail

All doors are available with a vertical mid rail.

Additional charges may apply.

Order Descriptions

- P1 = Single Face Design
- P2 = Base Door Height matched with a Single mid rail
- P3 = Base Door Height matched with a Double mid rail
- P4 = Base Door Height matched with a Double mid rail plus Bench thickness
- P5 = Base and Overhead Door Height matched with Single rails
- B = Height required for Base Door
- T = Height required for Top Door
- K = Kicker height if required
- VMR = Vertical Mid Rail required

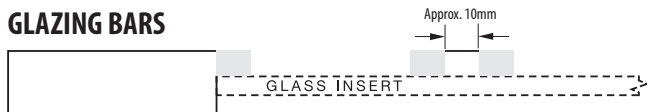
GLASS FRAMES & GLAZING BARS

Shaded area will match your selected design

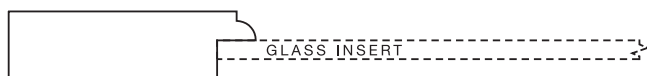
GLASS FRAMES



GLAZING BARS

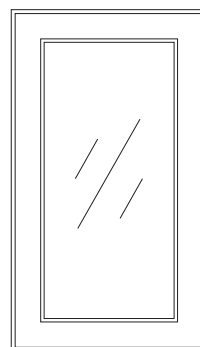


Design 520, 560 and 593 routed and painted will have 20mm GB center rails.
Design 593 vacuum formed will have 30mm GB center rails.

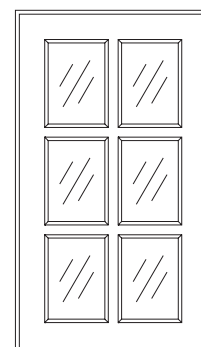


Design 100 Plain Doors or designs using PIN Groove will use **Design 438** - unless otherwise specified.

View this design on page **VFD - 8**



GLASS FRAMES
CODE: GF



***GLAZING BARS**
CODE: GB ?
 (Where ? = Number of Glass Panels)

Order example:

QTY	Height	Width	Description
1	720	400	GF

• NOTE: FIGURES SHOWN ARE EXAMPLES ONLY

Order example:


QTY	Height	Width	Description
1	720	400	GB6

• NOTE: FIGURES SHOWN ARE EXAMPLES ONLY

*NOTE: **Glazing Bars** are available machined for individual glass pieces on request

BI-FOLD DOORS

• Blue line indicates where drawer fronts will be edged unless otherwise specified




BI-FOLD

Order example:

QTY	Height	Width	Description
1	710	450	BI-FOLD

• NOTE: FIGURES SHOWN ARE EXAMPLES ONLY



BI-FOLD (IND)

Order example:

QTY	Height	Width	Description
1	710	450	BI-FOLD IND

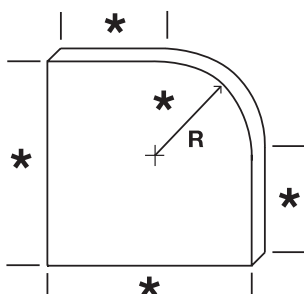
• NOTE: FIGURES SHOWN ARE EXAMPLES ONLY

SPECIAL NOTE:

Bi-Fold as door is not recommended to put edge profile on the inside edges.

- Bi-fold doors above 800mm in height or 500mm width are not recommended due to the bowing and cupping that can occur.
- Bi-fold as a door not available in recessed flat panel designs. Example: Country & Heritage Designs.

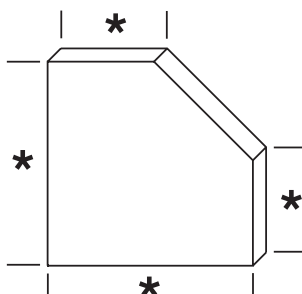
CORNER SHELVES



Order example:

QTY	Height	Width	Description
1	300	300	AS DRAWING

• NOTE: FIGURES SHOWN ARE EXAMPLES ONLY



Order example:

QTY	Height	Width	Description
1	300	300	AS DRAWING

• NOTE: FIGURES SHOWN ARE EXAMPLES ONLY


VACUUM FORMED

- Can be Vacuum Formed single or double sided.
- Open Shelves are made **10mm bigger** in height and width so that they can be cut off on the saw and assembled immediately, eliminating damage to sharp edges.
- Other Custom shapes available upon request.

Please specify dimensions and edges.
 * Include drawing with all sizes required.

CAPPING

FEDERATION *




Order example of 2400 long:

QTY	Height	Width	Description
1		2400	CAPPING FEDERATION

- LENGTHS AVAILABLE FOR VACUUM FORMED: 1200, 1700, 2400, 3400mm
- LENGTHS AVAILABLE FOR ROUTERED & PAINTED: 1200, 1800, 2400, 3600mm
- OVERALL HEIGHT: 63mm
- OVERALL DEPTH: 95mm BASE DEPTH: 45mm

SCULPTURED *




Order example of 2400 long:

QTY	Height	Width	Description
1		2400	CAPPING SCULPTURED

- LENGTHS AVAILABLE FOR VACUUM FORMED: 1200, 1700, 2400, 3400mm
- LENGTHS AVAILABLE FOR ROUTERED & PAINTED: 1200, 1800, 2400, 3600mm
- OVERALL HEIGHT: 32mm
- OVERALL DEPTH: 80mm BASE DEPTH: 53mm

COLONIAL *




Order example of 2400 long:

QTY	Height	Width	Description
1		2400	CAPPING COLONIAL

- LENGTHS AVAILABLE FOR VACUUM FORMED: 1200, 1700, 2400, 3400mm
- LENGTHS AVAILABLE FOR ROUTERED & PAINTED: 1200, 1800, 2400, 3600mm
- OVERALL HEIGHT: 32mm
- OVERALL DEPTH: 80mm BASE DEPTH: 65mm

COUNTRY *



Order example of 2400 long:

QTY	Height	Width	Description
1		2400	CAPPING COUNTRY

- LENGTHS AVAILABLE FOR VACUUM FORMED: 1200, 1700, 2400, 3400mm
- LENGTHS AVAILABLE FOR ROUTERED & PAINTED: 1200, 1800, 2400, 3600mm
- OVERALL HEIGHT: 32mm
- OVERALL DEPTH: 90mm BASE DEPTH: 47mm

BEVEL *



Order example of 2400 long:

QTY	Height	Width	Description
1		2400	CAPPING BEVEL

- LENGTHS AVAILABLE FOR VACUUM FORMED: 1200, 1700, 2400, 3400mm
- LENGTHS AVAILABLE FOR ROUTERED & PAINTED: 1200, 1800, 2400, 3600mm
- OVERALL HEIGHT: 32mm
- OVERALL DEPTH: 80mm BASE DEPTH: 55mm

DENTAL SQUARE



Order example of 2400 long - DENTAL SQUARE: ● NOTE: FIGURES SHOWN ARE EXAMPLES ONLY

QTY	Height	Width	Description
1		2400	CAPPING DENTAL SQUARE

- NOT AVAILABLE IN VACUUM FORMED
- LENGTHS AVAILABLE FOR ROUTERED & PAINTED: 1200, 1800, 2400, 3600mm
- OVERALL HEIGHT: 80mm
- OVERALL DEPTH: 100mm BASE DEPTH: 50mm

DENTAL ROUND




Order example of 2400 long - DENTAL ROUND: ● NOTE: FIGURES SHOWN ARE EXAMPLES ONLY

QTY	Height	Width	Description
1		2400	CAPPING DENTAL ROUND

- LENGTHS AVAILABLE FOR VACUUM FORMED: 1200, 1700, 2400, 3400mm
- LENGTHS AVAILABLE FOR ROUTERED & PAINTED: 1200, 1800, 2400, 3600mm
- OVERALL HEIGHT: 80mm
- OVERALL DEPTH: 100mm BASE DEPTH: 50mm

DENTAL BASE



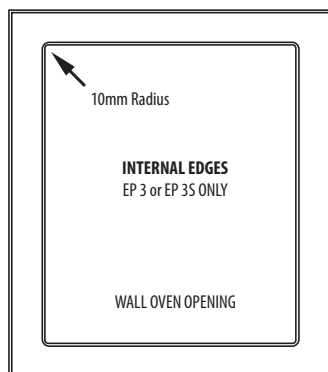
Order example of 2400 long x 60mm:

QTY	Height	Width	Description
1		2400	DENTAL BASE

- LENGTHS AVAILABLE FOR VACUUM FORMED: 1200, 1700, 2400, 3400mm
- LENGTHS AVAILABLE FOR ROUTERED & PAINTED: 1200, 1800, 2400, 3600mm
- OVERALL THICKNESS: 18 or 25mm (for 25mm the max length is 2400mm)

- * Dental Base can be added below capping for:
- Federation
 - Sculptured
 - Colonial
 - Country
 - Bevel
 - Bullnose

WALL OVEN & MICROWAVE FRAMES



OVEN FRAME

Order example:

QTY	Height	Width	Description
1	800	600	SEE DRAWING

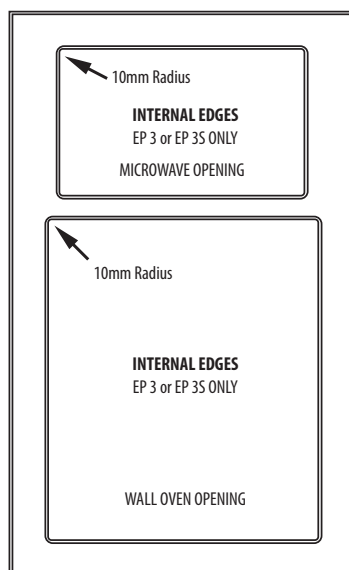
• NOTE: FIGURES SHOWN ARE EXAMPLES ONLY

WALL OVEN AND MICROWAVE FRAMES:

Please supply drawing showing all dimensions required.

NOTE: Minimum rail sizes 30mm for Vacuum formed.

- EP 3 WILL BE USED ON INSIDE EDGES IF NOTHING IS SPECIFIED.



WALL OVEN + MICROWAVE FRAME

Order example:

QTY	Height	Width	Description
1	1100	700	SEE DRAWING

• NOTE: FIGURES SHOWN ARE EXAMPLES ONLY

WALL OVEN + MICRO:

Please supply drawing showing all dimensions required.

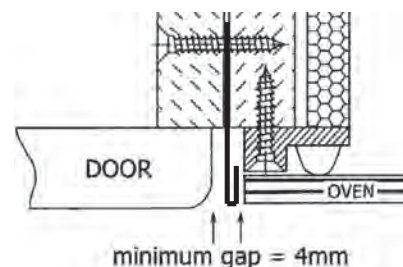
NOTE: Minimum rail sizes 30mm for Vacuum formed.

OVEN STRIPS

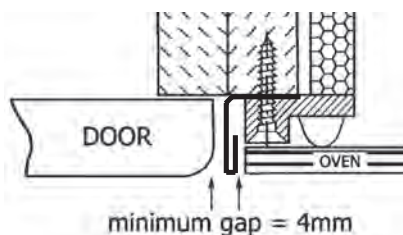
Either flat or angled bar(s) are to be used as heat deflectors between under bench / wall ovens and doors. Available in sizes 730 and 2200. Available finish - White, Black or Chrome.

- Refer to the Care & Maintenance on the inside back cover.

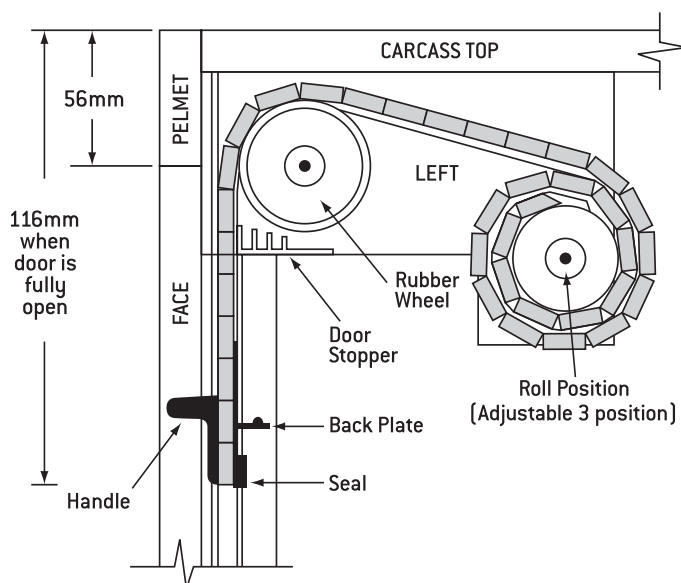
FLAT BAR



ANGLE



ROLLER SHUTTER DETAILS

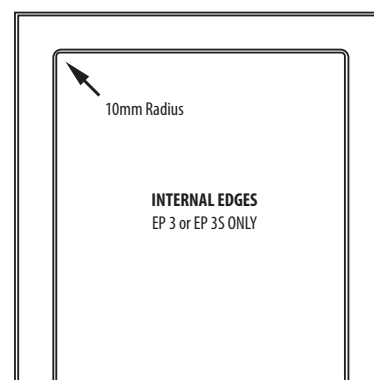


Order example:

QTY	Height	Width	Description
1	600	400	ROLLER SHUTTER

• NOTE: FIGURES SHOWN ARE EXAMPLES ONLY

- Available in ALL Vacuum Formed colours
- Horizontal Grain is used unless otherwise specified (15% extra for vertical grain)
- To order roller - specify internal carcass height and internal carcass width
- Roller frame - Outside frame dimensions to suit carcass height and width with vertical rails to be minimum 45mm and top rail a minimum of 56mm (based on 16mm carcass)



ROLLER SHUTTER FRAME

Order example:

QTY	Height	Width	Description
1	700	600	SEE DRAWING

• NOTE: FIGURES SHOWN ARE EXAMPLES ONLY

ROLLER SHUTTER FRAMES:


Please supply drawing showing all dimensions required.

Minimum rail sizes: vertical rails to be minimum 45mm and top rail a minimum of 56mm.


- EP 3S WILL BE USED ON INSIDE EDGES IF NOTHING IS SPECIFIED.

WINE RACKS


CIRCLE




ALT. CIRCLE



DIAMOND



SQUARE



FACE PANEL ONLY

Order example:

QTY	Height	Width	Description
1	720	450	WR - CIRCLE - FACE ONLY

• NOTE: FIGURES SHOWN ARE EXAMPLES ONLY

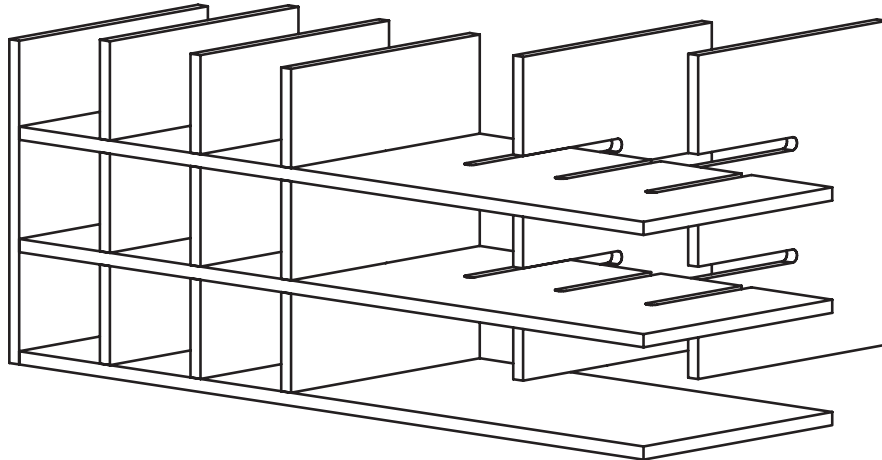
PLEASE NOTE: GAP BETWEEN EDGES AND EACH HOLE MUST BE 30MM MINIMUM

Finishes available:

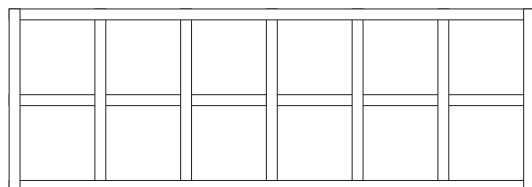
- Routed - ALL finishes
- Vacuum Formed - ALL finishes
- 2 Pack Painted - Standard finishes
- Hand Painted - By Cabinetmaker

INTERLOCK WINE RACKS

- All components supplied with grooves to interlock (not assembled).
- Approx. 90mm holes, will vary depending on overall size.
- Supplied unpainted or painted.
- Standard depth approx. 350mm overall - unless specified.



FULL KIT



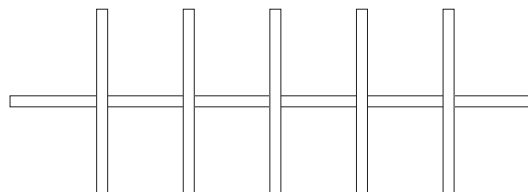
Consisting of 2 x Sides, 1 x Top, 1 x Bottom plus Back with internal pieces.

Order example:

QTY	Height	Width	Description
1	400	2000	WR - INTERLOCK - FULL KIT

• NOTE: FIGURES SHOWN ARE EXAMPLES ONLY

INTERNAL ONLY



Consisting of internal pieces only

Order example:

QTY	Height	Width	Description
1	400	2000	WR - INTERLOCK - INTERNAL

• NOTE: FIGURES SHOWN ARE EXAMPLES ONLY

BOARD, FOIL & EDGING - VACUUM FORMED

BOARD

Ready for cutting and edging - Size available: 2400 x 1200
Edges will be Square and Raw
Thickness: 16mm or 18mm MR MDF
Finish: S/S - Single Side PVC & other side white melamine
D/S - Double Sided PVC

EDGING

Matching PVC edge tape available
Minimum 25L/M unglued
Width: 21mm
Thickness: 0.4 - 0.7 depending on colour

PVC FOIL

Length: Lineal Meters
Width: 1300 - 1400 depending on colour
Thickness: 0.4 - 0.7 depending on colour

FRETWORK

FISHEYE RELIEF



- Available in 18, 21, 25 & 32mm
- Custom made sizes and designs, send diagrams of Fretwork required
- Pattern will vary according to height & width

Order example:

QTY	Height	Width	Description
1	150	500	FISHEYE RELIEF

• NOTE: FIGURES SHOWN ARE EXAMPLES ONLY

Finishes available:

- Routed - ALL finishes
- Vacuum Formed - ALL finishes except Gloss
- 2 Pack Painted - Standard finishes
- Hand Painted - By Cabinetmaker

FISHEYE OPEN* - Not available in Vacuum Formed



- Available in 18, 21, 25 & 32mm
- Custom made sizes and designs, send diagrams of Fretwork required
- Pattern will vary according to height & width

Order example:

QTY	Height	Width	Description
1	150	500	FISHEYE OPEN

• NOTE: FIGURES SHOWN ARE EXAMPLES ONLY

Finishes available:

- Routed - ALL finishes
- Vacuum Formed - NOT available
- 2 Pack Painted - Standard finishes
- Hand Painted - By Cabinetmaker

RECESS RAIL

- ROUTERED ONLY - Available in lengths of 1200, 1800 and 2400mm
- VACUUM FORMED - Available in lengths of 1200, 1700 and 2400mm
- Thickness: 25 mm
- Overall Height: 60mm

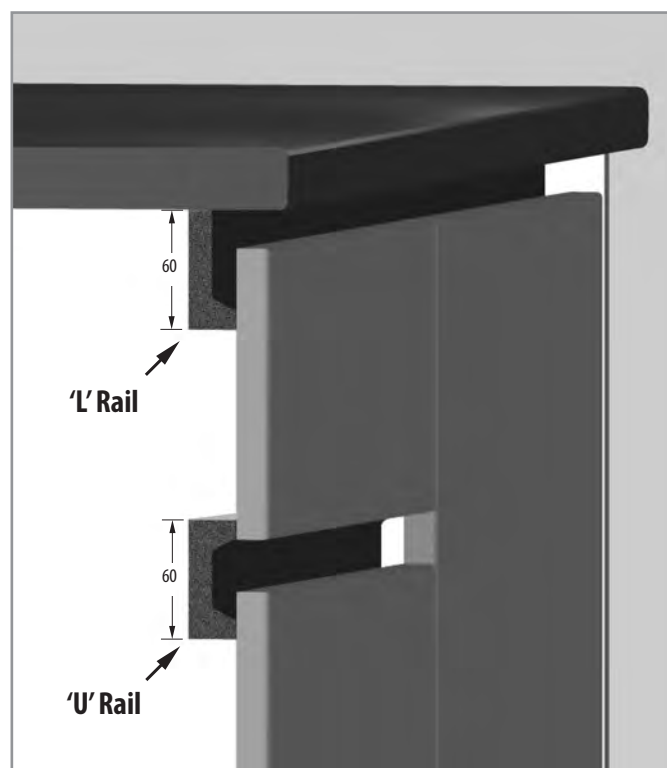
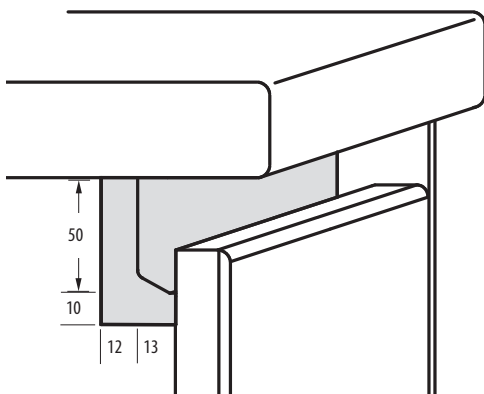
Order example:

QTY	Height	Width	Description
1		2400	RECESS RAIL (L or U)

• NOTE: FIGURES SHOWN ARE EXAMPLES ONLY

Finishes available:

- Routed - ALL finishes
- Vacuum Formed - ALL finishes
- 2 Pack Painted - Standard finishes
- Hand Painted - By Cabinetmaker



CANOPY RANGE HOODS - ROUTERED ONLY

***NOTE:** Canopy Range Hoods are not available in Vacuum Formed finish but can be painted by Tesrol to match plain colours.

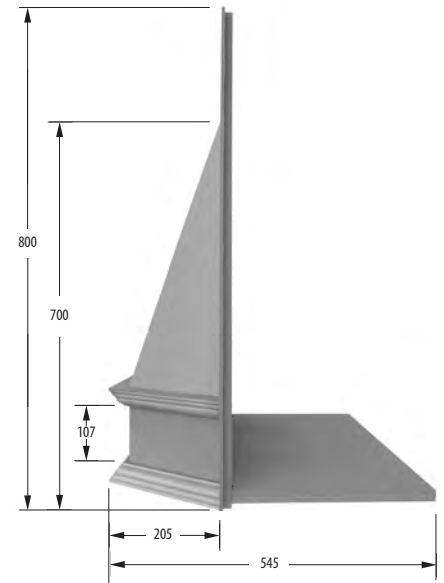
FRONT VIEW - CRH



FRONT VIEW - CRHV



SIDE VIEW



Order example:

QTY	Height	Width	Description
1		800	CRH - 800
1		1100	CRH - 1100

Order example:

QTY	Height	Width	Description
1		800	CRHV - 800
1		1100	CRHV - 1100

SIZES AVAILABLE

Canopy widths are available in 800mm & 1100 only

NOTE: Canopy Range Hoods are supplied assembled. Ends/Top and Back are not supplied.
Backing Panel can be enlarged on application.

- Refer also to item 15 of Care & Maintenance instructions inside back cover.

'V' GROOVE AVAILABLE (CRHV)

'V' Groove design is available on front panel as above

Finishes available:

- Routered - Raw only
- Vacuum Formed - NOT available
- 2 Pack Painted - Standard finishes
- Hand Painted - By Cabinetmaker

CANOPY WITH FRETWORK

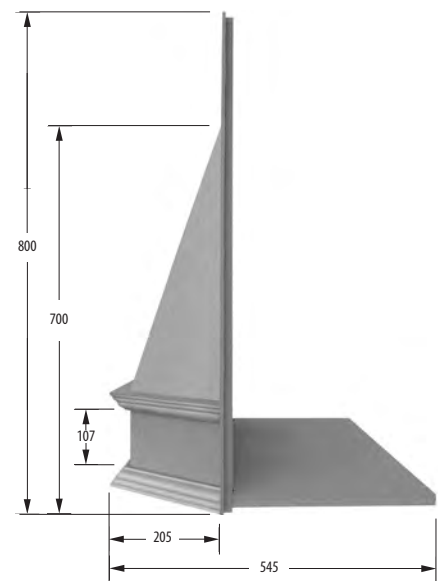
FRONT VIEW - CRHF



FRONT VIEW - CRHVF



SIDE VIEW



Order example:

QTY	Height	Width	Description
1		800	CRHF - 800
1		1100	CRHF - 1100

Order example:

QTY	Height	Width	Description
1		800	CRHVF - 800
1		1100	CRHVF - 1100

SIZES AVAILABLE

Canopy widths are available in 800mm & 1100 only

NOTE: Canopy Range Hoods are supplied assembled. Ends/Top and Back are not supplied.

- Also available with fretwork on the 2 x side panels on application only.
- Refer also to item 15 of Care & Maintenance instructions on inside back cover.


'V' GROOVE AVAILABLE (CRHVF)

'V' Groove design is available on front panel as above

Finishes available:

- Routered - Raw only
- Vacuum Formed - NOT available
- 2 Pack Painted - Standard finishes
- Hand Painted - By Cabinetmaker


DECORATIVE COLUMNS



COLUMN 1

Minimum Height
250mm

Available in 18, 21,
25mm and 32mm
thickness



COLUMN 2

Minimum Height
400mm

Available in both
100mm & 80mm
widths

Available in 18, 21,
25mm and 32mm
thickness



COLUMN 3

Minimum Height
400mm

Available in 18, 21,
25mm and 32mm
thickness



COLUMN 4

Minimum Height
400mm

Available in 18, 21,
25mm and 32mm
thickness



COLUMN 5

Width 100mm only

Minimum Height
100mm

Maximum Height
1500mm

Only available in
25mm and 32mm
thickness



COLUMN 6

Width 100mm only

Minimum Height
460mm

Maximum Height
1500mm

Only available in
25mm and 32mm
thickness

Finishes available:

- Routed - ALL finishes
- Vacuum Formed - ALL finishes available for columns 1, 2, 3 & 4
NOT available for columns 5 & 6
- 2 Pack Painted - Standard finishes
- Hand Painted - By Cabinetmaker

Order example:

QTY	Height	Width	Description
1	720		COLUMN 2


• NOTE: FIGURES SHOWN ARE EXAMPLES ONLY

NOTE: Some modifications are possible on request.

DECORATIVE BLOCKS



BLOCK 1




BLOCK 2




BLOCK 3




BLOCK 4



BLOCK 5



BLOCK 6



BLOCK 7*

Order example:

QTY	Height	Width	Description
1			BLOCK 2

SIZE: 100 x 100mm ONLY

- Blocks 1, 2, 3, 4, 5 & 6 available in 18, 21, 25 and 32mm thickness
- * Block 7 available in 32mm only

Finishes available:

- Routed - ALL finishes
- Vacuum Formed - ALL FINISHES
Available for blocks 1, 2, 3, 4 & 5
NOT available for blocks 6 & 7
- 2 Pack Painted - ALL finishes
- Hand Painted - By Cabinetmaker


SKIRTINGS

- Available in 18, 21, 25 & 32mm thickness
- Lengths available Vacuum Formed: 1200, 1700, 2400 & 3400mm
- Lengths available Routed/Paint: 1200, 1800, 2400 & 3600mm
- 21mm thickness up to 3100mm long ONLY for all finishes
- Standard height 150mm - unless otherwise specified (Max height - 200mm)

Finishes available:

- Routed - ALL finishes
- Vacuum Formed - ALL finishes
- 2 Pack Painted - Standard finishes
- Hand Painted - By Cabinetmaker

SKIRTING - SK1




Order example of 150 high x 1200 long

QTY	Height	Width	Description
1	150	1200	SK1

• NOTE: FIGURES SHOWN ARE EXAMPLES ONLY

SKIRTING - SK2

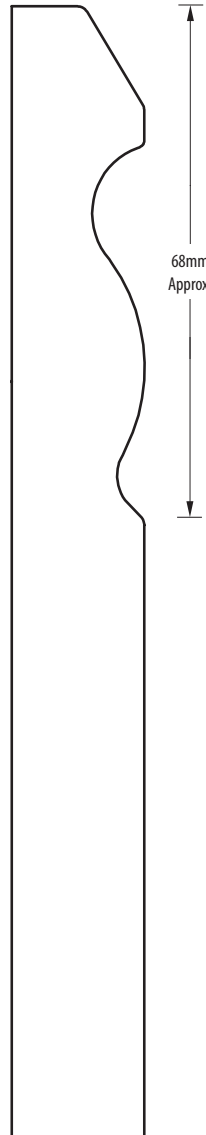


Order example of 150 high x 1200 long

QTY	Height	Width	Description
1	150	1200	SK2

• NOTE: FIGURES SHOWN ARE EXAMPLES ONLY

SKIRTING - SK3




Order example of 150 high x 1200 long

QTY	Height	Width	Description
1	150	1200	SK3

• NOTE: FIGURES SHOWN ARE EXAMPLES ONLY

SKIRTING - SK4



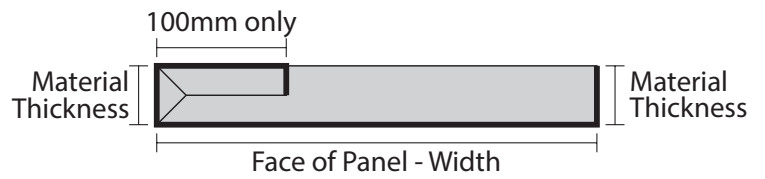
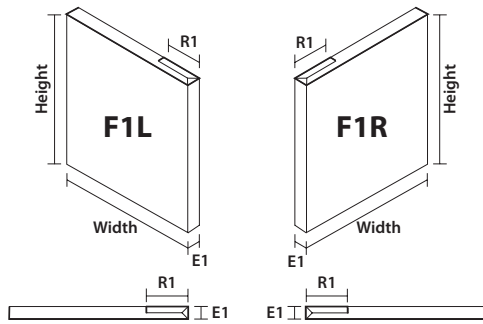
Order example of 150 high x 1200 long

QTY	Height	Width	Description
1	150	1200	SK4

• NOTE: FIGURES SHOWN ARE EXAMPLES ONLY

FOLDED PANELS - Vacuum Formed Only - Supplied Folded & Glued

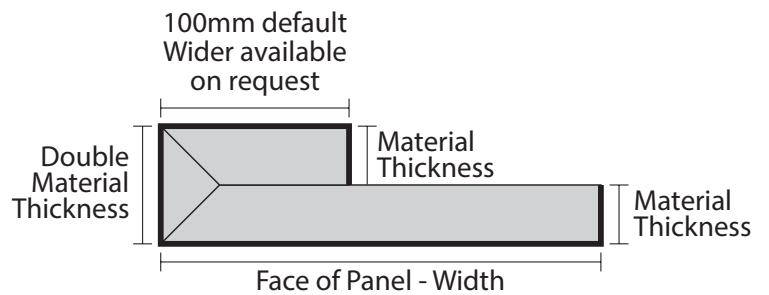
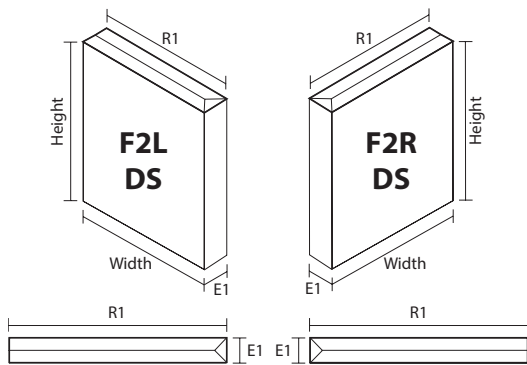
Single Thickness Folded Panels - Only available in Plain Face with NO edge profile.



	Standard Used	Options
Material Thickness	18mm	Material Thickness - 16, 18, 21, 25mm
E1 or E2	Single Thickness	16 = 16mm, 18 = 18mm, 21 = 21mm, 25 = 25mm
R1 or R2	100mm ONLY	100mm ONLY
Designs	Face N/A - Edge NEP only	
Columns	Face N/A - Edge NEP only	

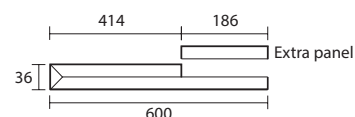
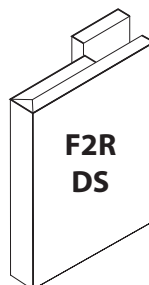
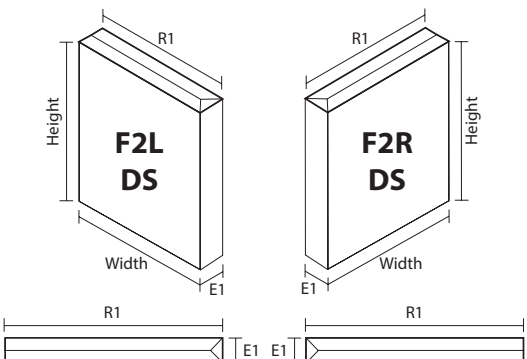
Total Width (tw) = Width + E1 + E2 + R1 + R2	
Minimum Sizes	Plain Panel: 150 x 150mm
	Panel with Design: See Design details for Minimum Sizes
Maximum Sizes	Solid Colours - 3400 h x 1050 (tw) OR 1050 h x 3400 (tw)
	Woodgrains - 3400 h x 1050 (tw) OR horizontal grain - 1050 h x 1050 (tw)

Double Thickness Folded Panels - Available as Plain Face or with Face Designs. NO edge profile only



	Standard Used	Options
Material Thickness	18mm	Material Thickness - 16, 18, 21, 25mm
E1 or E2	Double Thickness	16 = 32mm, 18 = 36mm, 21 = 42mm, 25 = 50mm
R1 or R2	100mm	Over 100mm
Designs	Plain OR Designs except 600, 601, 602, 631 Edge NEP only	
Columns	Face N/A - Edge NEP only	

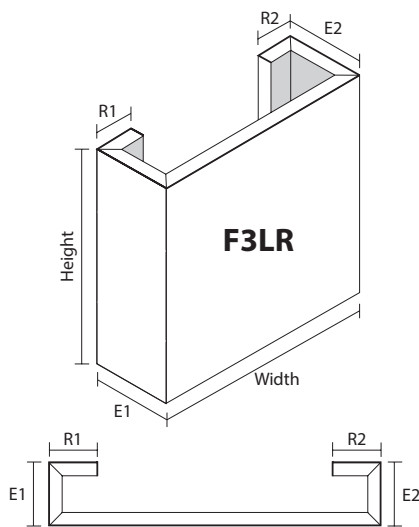
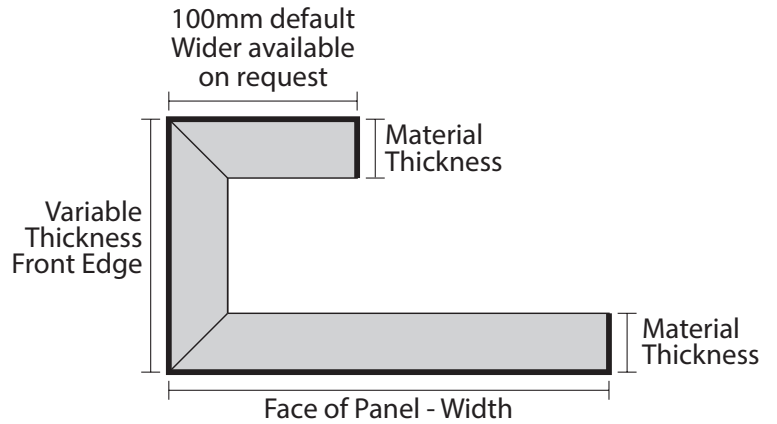
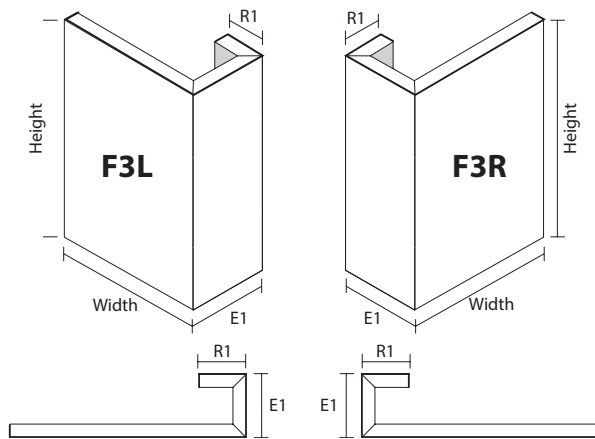
Total Width (tw) = Width + E1 + E2 + R1 + R2	
Minimum Sizes	Plain Panel: 150 x 150mm
	Panel with Design: See Design details for Minimum Sizes
Maximum Sizes	Solid Colours - 3400 h x 1050 (tw) OR 1050 h x 3400 (tw)
	Woodgrains - 3400 h x 1050 (tw) OR horizontal grain - 1050 h x 1050 (tw)



NOTE: If Face + Edge + Return greater than max width, you must order an extra plain panel to finish the double sided panel. Only if required.

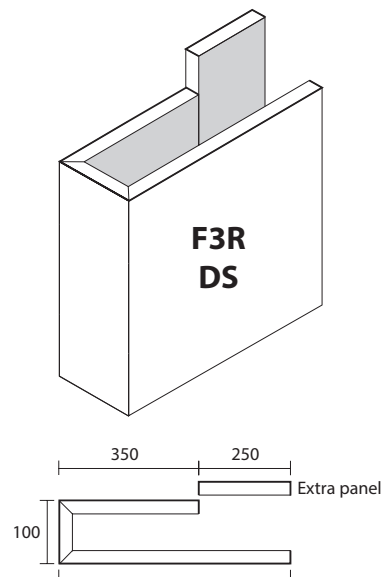
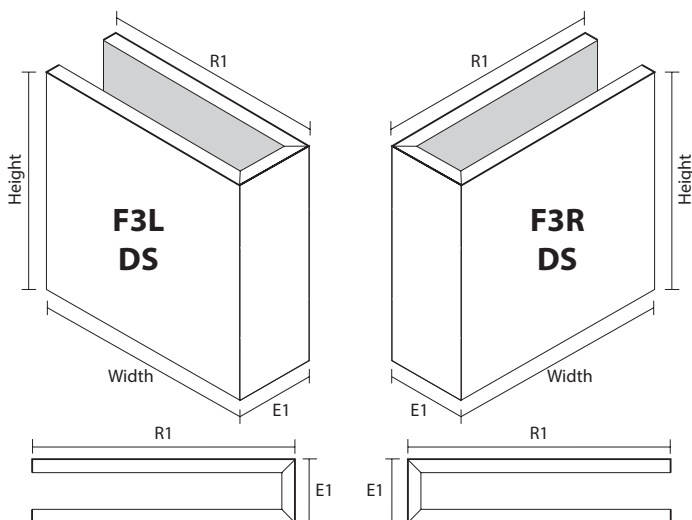
FOLDED PANELS - Vacuum Formed Only - Supplied Folded & Glued

Variable Thickness Folded Panels with Columns - Available as Plain Face or with Face Designs and / or Columns. NO Edge Profile only.



	Standard Used	Options
Material Thickness	18mm	Material Thickness - 16, 18, 21, 25mm
E1 or E2	100mm	Over 100mm also available
R1 or R2	100mm	Over 100mm also available
Designs	Plain OR Designs except 600, 601, 602, 631 Edge NEP only	
Columns	Plain OR Column No: 1, 2 and 3 ONLY - Edge NEP only	


Total Width (tw) = Width + E1 + E2 + R1 + R2	
Minimum Sizes	Plain Panel: 150 x 150mm
	Panel with Design: See Design details for Minimum Sizes
Maximum Sizes	Solid Colours - 3400 h x 1050 (tw) OR 1050 h x 3400 (tw)
	Woodgrains - 3400 h x 1050 (tw) OR horizontal grain - 1050 h x 1050 (tw)



NOTE: If Face + Edge + Return greater than max width, you must order an extra plain panel to finish the double sided panel. Only if required.

CORBELS

CORBELS ARE HAND CARVED AND SUPPLIED AS RAW PINE OR PAINTED



Order Code for Corbel #3

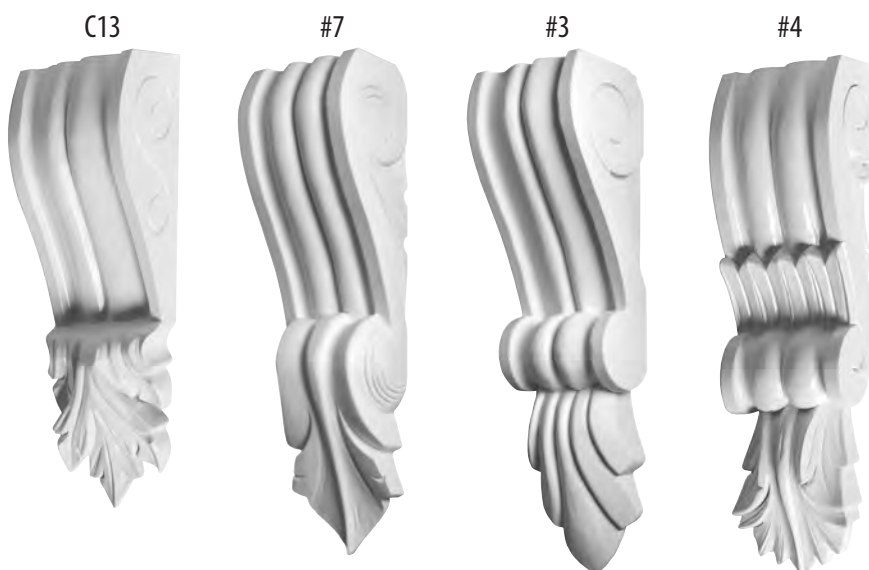
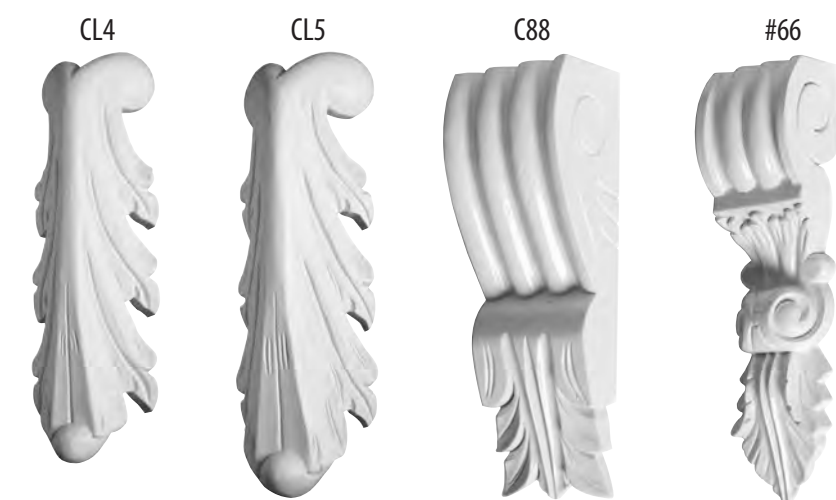
QTY	Height	Width	Description
2			CORBEL #3

• NOTE: FIGURES SHOWN ARE EXAMPLES ONLY

CORBEL SIZES

Corbels are hand carved and will vary in size

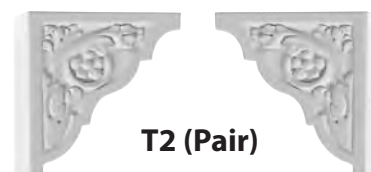
ORDERCODE	Height	Width	Depth
#3	340	90	90
#33	225	70	65
#4	340	90	65
#5	230	90	90
#66	290	70	70
#7	335	90	90
C1	115	42	19
C13	300	90	85
C22	225	70	65
C8	205	70	65
C88	285	90	85
CL4	265	65	65
CL5	285	70	70
S1	70	70	19
T2 (X2)	115	115	19



S1



T2 (Pair)



CUSTOM MADE PRODUCTS

Custom Made Products are manufactured based on the customer providing sketches, or if possible, CAD files (preferably in dxf format). With these drawings/sketches Tesrol can prepare an accurate quotation for the project.

All custom products can be either painted or where possible vacuum formed in one of Tesrol's wide range of vinyl foils, which includes various horizontal grade foils. See our brochure for more details.

Maximum sizes available:

TESROL can router various custom shapes from 18, 21, 25 and 32mm thickness MDF board.

- Maximum size for painted panels is 3600 x 1200mm
- Maximum size for vacuum formed panels without formed edges is 3400 x 1200mm
- Maximum size for vacuum formed panels with formed edges is 3400 x 1050mm
- Maximum size for 21mm thickness in all finishes is 3100mm x 1200mm

NOTE: All Vacuum Formed products are for INDOOR USE ONLY. Certain limitations on minimum radii and sizes will apply.



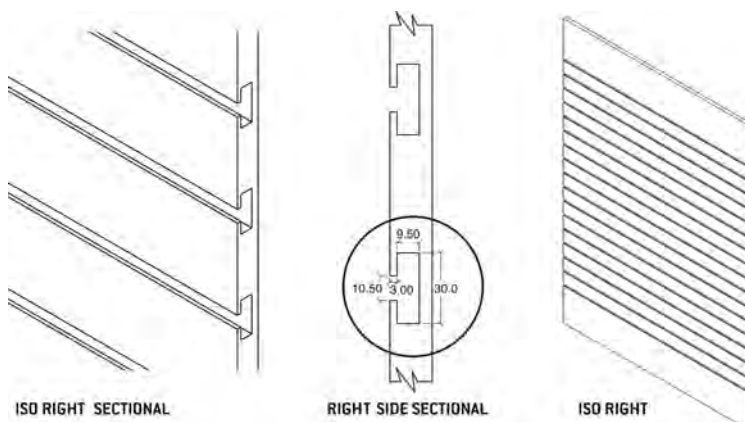
CUSTOM SHAPES

Tesrol are able to create an amazingly wide range of custom shapes. Suitable for commercial, industrial, medical, hospitality, retail, office and domestic furniture applications. All created from customers drawings and specifications.



SLATBOARD

Material thickness and colours are specific to product and market availability. Sheet size 2400 x 1200mm. Available as single or in pack.



LETTERING - SOLID CUTOUT, CUT THROUGH, RAISED OR RECESSED

Tesrol can produce letters in 'script' format - and where required a small radius can be applied to the edges to 'soften' the look. Letters can be cut as solid with square edges and painted. Letters can be cut out as a recess or relief. Depending on the size and intricacy some letters can be vacuum formed. Letters can be cut straight through the MDF allowing the use of a light source or backing colour to provide emphasis. Examples of such design are noted below.



CUSTOM MADE PRODUCTS

OFFICE AND RESTAURANT FURNITURE

TOPS FOR WORKSTATIONS, BOARDROOM TABLES, DESKS, RESTAURANT TABLES, DINING TABLES, COFFEE & OCCASIONAL TABLES etc

Numerous designs for customised workstation and desktops can be produced - with the further advantage of vacuum forming to achieve a seamless look. Waterfall edges also give a more streamlined appearance (routed Waterfall edge only available in 25mm). Horizontal grade foils are available - providing extra durability. boardroom table tops are available in customised sizes and shapes. Many customised shapes and sizes enable Home owners as well as Restaurant and Cafe owners to obtain components that suit their individual requirements.



LATTICE

Custom Design Lattice work - can be cut out of MDF or Timber veneer. The example shown below is Timber Veneer glued to a coloured panel. The example on the right is Polyurethane painted MDF as a wall divider.



CUSTOM MADE PRODUCTS

GRAPHIC PANELS

Custom Design Graphic Wall Panels with text or illustrations are easily achieved as shown here.

This wall is in the conference room of Beiersdorf Cosmetics in Sydney. This example has a vacuum formed vinyl finish.



WALL & STAIR PANELS

Suitable for painting or vacuum forming - max lengths are 3600mm for painting and 3400mm for vacuum formed, depending on required thickness. Suitable for raked walling at stairwells. For retail, corporate boardrooms and reception areas as well as for domestic use for walls and stairs.



GLASS DOOR & WINDOW FRAMES

Custom routed frames give a new dimension to doors and windows. Routed from MDF board ready for painting.



TESROL TERMS & CONDITIONS

TESROL JOINERY PTY LTD AS TRUSTEE FOR TESROL JOINERY UNIT TRUST (ABN 32 181 159 886)
ORDERS AND SALES BY TESROL FOR CABINET DOORS AND OTHER PRODUCTS ARE ACCEPTED BASED ON: -

DEFINITIONS/INTERPRETATION

"Customer" means the purchaser and includes but is not limited to cabinetmakers, professional installers, end users and others who purchase any Tesrol products and whether as principal, agent or contractor.

"Products" means kitchen, vanity, cabinet doors, panel, or board products manufactured by Tesrol, and includes all other ancillary products sold by Tesrol.

"Tesrol" includes Tesrol Joinery Pty Ltd as Trustee for Tesrol Joinery Unit Trust (ACN003111224) Tesrol Doors, Tesrol Designs and Tesrols successors and assigns. The laws of the State of New South Wales, Australia, will apply.

OFFER AND ACCEPTANCE

Any terms or conditions of a customer's order or other instrument, which purport to be in addition to, or which are inconsistent with these terms, shall not be binding on Tesrol unless agreed to in writing by an authorised officer of Tesrol.

Any quotation made by Tesrol is not an offer to sell and no order given in pursuance of any quotation will bind Tesrol unless and until Tesrol accepts such order in its absolute discretion.

DELIVERY

Any date quoted for delivery is an estimate only and Tesrol shall not be liable to the Customer for any loss or damage whether direct, indirect or consequential and howsoever arising for failure to deliver on or before the quoted date. The Customer will accept and pay for the goods if and when tendered notwithstanding any failure to deliver the goods by the quoted date. Tesrol are not liable for any penalties arising from late deliveries.

Tesrol reserves the right to deliver by instalments, which does not entitle the customer to terminate or cancel any instalments still to be delivered or to any loss or damage howsoever arising for failure by Tesrol to deliver any instalment by the quoted date.

Upon signed delivery of goods, no Claims or Credits will be recognised after 2 days from receipt of good unless authorised by an officer of Tesrol.

DESCRIPTION, SPECIFICATIONS AND TOLERANCES

Tesrol does not warrant or guarantee that any goods manufactured, constructed or supplied by Tesrol which are based in whole or in part upon any designs, drawings, measurements or specifications supplied to Tesrol by or on behalf of the customer, will achieve any standard or performance or any capacity whatsoever.

Tesrol will not be liable for any defect in the goods arising from any designs, drawings or specifications supplied to Tesrol by the customer.

The products shall be supplied and accepted within the appropriate Australian Standards.

Note that customers ordering sliding doors that require minimal or negligible "bowing" should look at installing door straightening device which can be supplied by Tesrol.

Any samples of the products exhibited to or inspected by the customer are acknowledged to be solely for the purpose of enabling a judgement and guide as to the quality of the bulk before buying and not so as to constitute a sale by sample.

Tesrol accepts no liability for failure of the products if any care instructions have not been strictly adhered to. NOTE: Claims for missing items or "non-latent" defects will only be considered by Tesrol if made within 48 hours of receipt of the goods.

Tesrol shall not be liable for any costs incurred for any product ordered incorrectly by the purchaser resulting in remaking the product. The remake of the product will be at the

cost of the customer. Some designs entail heavy routing of the MDF up to 7mm out of the centres of the doors, this could cause a reduction in the strength of the door which can result in bowing and/or cupping of larger sizes. Tesrol is not liable for any cost due to bowing doors. Refer to our data book for more information.

All colours depicted in marketing material are indicative only given printing limitations. Tesrol accept no liability to colour variation. Paint products are unable to be matched exactly to other paint company colours due to material substrates and components. Best endeavours will be used to match, however Tesrol is not liable for colour variance.

PRICE

The prices are nett and are subject to adjustment to conform to the latest Tesrol Product Catalogue Price List, and are subject to change without notice.

Unless otherwise specified any prices quoted do not include transportation costs. In addition to the price the customer shall pay GST and any other government taxes applicable.

PAYMENT

Unless stated or agreed to the contrary, the whole of the purchase price is due immediately upon delivery of the goods to the customer or the customer's carrier or agent, and is payable on demand or, if no demand is made, within thirty (30) days after the end of the month in which the goods are delivered. Tesrol reserves the right to charge interest at the rate of fifteen per cent (15%) per annum calculated daily on overdue amounts.

Title to the goods shall not pass to the customer until Tesrol receives a cleared payment in full for all the goods supplied.

All goods shall be at the customer's risk upon delivery to the customer, his carrier or agent.

DESIGN AND COPYRIGHT

Design rights and copyright relating to products offered or supplied by Tesrol shall remain its absolute property, and Tesrol's designs and copyright shall not be reproduced or disclosed without its written consent. The customer will not copy or allow others to copy the proprietary designs and any drawings or printed matter supplied by Tesrol.

MEDIA COPYRIGHT

All photographs, graphics and information found in Tesrol print and electronic media are the sole property of Tesrol (or its customers when supplied by permission for use in said publication) and cannot be reproduced or copied for any other advertising purpose in any form without written permission from Tesrol. Colours indicated on images and graphics are representative only and customers need to select colours from actual product samples.

WARRANTIES

In the event that any supply agreement constitutes a supply of products or services to a purchaser as defined in the Trade Practices Act 1974, as amended, ("the Act") nothing herein excludes, restricts or modifies any condition, warranty, right or remedy which pursuant to the act is applicable or is conferred on a purchase or any third party provided that Tesrols liability for such breach including any consequential loss which the customer sustains or incurs shall be limited (except to the extent specifically set forth herein) to:

The replacement or repair of the product(s) or the supply of equivalent product(s); or the payment of the cost of having the product(s) repaired, based on Tesrol agreeing that the costs submitted are fair and reasonable

Subject to this clause, all conditions and warranties, which would or might otherwise be implied in a supply agreement, are hereby excluded and negated to the extent permitted by law and this is so acknowledged by the customer. In particular but without limitation

TESROL TERMS & CONDITIONS

TESROL JOINERY PTY LTD AS TRUSTEE FOR TESROL JOINERY UNIT TRUST (ABN 32 181 159 886)
ORDERS AND SALES BY TESROL FOR CABINET DOORS AND OTHER PRODUCTS ARE ACCEPTED BASED ON: -

any conditions or warranties (whether express or implied) relating to fitness for purpose or relating to conformity of the products with a description shall and are hereby excluded and negated to the extent permitted by law and this is so acknowledged by the customer.

In no event shall Tesrol or the customer be liable, one to the other for special, incidental or consequential damages or for any indirect damages including without any limitation for the foregoing exemplary or punitive damages, damage to property or loss of profits. Tesrol will not warrant any product installations above the latitude of -26.383 degrees, being the latitude of Noosa Heads in Queensland.

Tesrol will not warrant any product that has been moved from its original place of installation.

Tesrol will not warrant products where modifications have been made after purchase or due to faulty workmanship during the installation process. Customers cannot fix or repair any products supplied by Tesrol and then send Tesrol an invoice or claim credit without our written authority.

Tesrol products will only be warranted when stored lying flat, not standing up, in a dry and dust free environment until fitted.

For any warranty claim that requires on site work, Tesrol will organise the original cabinetmaker to quote first before proceeding. Tesrol will also compare any customer quotation to our contractors quotation and reserve the right to choose the most suitable repairer.

WARRANTY

TESROL VACUUM FORMED & POLYURETHANE DOORS — RESIDENTIAL INDOOR USE ONLY

Subject to the conditions above, Tesrol will repair, or replace products, at its option, that are defective due to faulty workmanship or materials, free of charge, for a period of 7 years from the dated proof of initial purchase of the defective products.

No other Tesrol products are covered by this warranty.

If the customer is to rely on the warranty, the products must not be discarded or destroyed and Tesrol must be given the opportunity of inspecting the defective products, otherwise no claim under the warranty will be accepted. Tesrol's liability in relation to repair or replacement will not extend to colour variation that is a result of wear and tear or fading of colour due to exposure to UV radiation., nor will it extend to differential colour variation over time when compared to dissimilar adjacent materials. If the products are repaired or replaced during the 7 year period, the warranty will continue but for no longer than the unexpired balance of the initial 7 year period.

WARRANTY

TESROL BOARD & PANEL PRODUCTS — RESIDENTIAL INDOOR USE ONLY

Subject to the conditions above, Tesrol will repair, or replace products, at its option, that are defective due to faulty workmanship or materials, free of charge, for a period of 10 years from the dated proof of initial purchase of the defective products.

No other Tesrol products are covered by this warranty.

If the customer is to rely on the warranty, the products must not be discarded or destroyed and Tesrol must be given the opportunity of inspecting the defective products, otherwise no claim under the warranty will be accepted. Tesrol's liability in relation to repair or replacement will not extend to colour variation that is a result of wear and tear or fading of colour due to exposure to UV radiation, nor will it extend to differential colour variation over time when compared to dissimilar adjacent materials.

If the products are repaired or replaced during the 10 year period, the warranty will continue but for no longer than the unexpired balance of the initial 10 year period.

COMMERCIAL INSTALLATION

All Tesrol products when installed in a non-residential situation will be limited & subject to a 3 year warranty only. This warranty only extends to products installed in a vertical manner. Tesrol extends no warranty whatsoever to any products when installed in a horizontal application.

THE TESROL GUARANTEE

Our commitment to excellence is absolute. Tesrol has been crafting the highest quality cabinet doors for more than 35 years and has become a brand leader and the natural choice of cabinetmakers and interior designers.

All Tesrol products are subject to a rigorous Quality inspection process, ensuring that every item supplied meets our standard.

NOTE

This document was correct at time of printing and customers must refer to Tesrol's current Terms & Conditions, Care and Maintenance Procedures, as well as Warranty information on our website www.tesrol.com.au

Tesrol®

Tesrol Doors is a division of Tesrol Joinery Pty Ltd
as trustee for Tesrol Joinery Unit Trust

ACN 003 111 224 ABN 32 181 159 886

CARE AND MAINTENANCE GUIDELINES FOR CABINETMAKERS

1. Check delivery on same day for: -
 - Damaged items
 - Manufacturing faults/imperfections
 - Missing items (count doors off truck whenever possible)
2. Store or stack flat to prevent the bowing of the medium to tall items
3. Store or stack items face to face
4. Do not store doors outside or in direct sunlight
5. Check depth of drilling head before drilling hinge or draw holes
6. Do not slide doors when drilling for hinge holes
7. Avoid solvent based cleaners and abrasive cleaners (PARTICULARLY AGGRESSIVE SOLVENTS) when cleaning the face or the back of doors
8. All Routed MDF doors that are recessed, i.e. 500, 600 series doors must be sealed as quickly as possible or covered with plastic as to keep humidity away from the core of the MDF. This will help protect against warping and twisting due to moisture loss or gain from the atmospheric conditions. It is still recommended to seal as soon as possible
9. When designing a kitchen, ensure that items are not positioned very close to appliances that give off steam(water jugs),heat(particularly flush mounted wall ovens), and naked flames i.e. Cupboards close to gas cooker plates. We firmly recommend the use of oven strips adjacent to all ovens
10. Check position of mounting screws in relation to routing i.e. integrated panels
11. Do not remove protective coating where supplied e.g. gloss and matt colours, until installation is complete
12. Wipe off any spills immediately
13. Avoid contact with sharp objects
14. Refer to HIA " Guide to Kitchen & Bathroom Construction" Section 8.0 Appliances and Section 8.2.4 Oven/Cook top clearances.

IF ANY, PLEASE ADVISE TESROL IMMEDIATELY

A minimum vertical clearance between a cook top element or burner components is:

- 600mm to a combustible surface – where the clearance is less than 600mm to a combustible surface, it must be protected with a fire resistant material in accordance with AG/601(AS5601,Clause 5.12.1) or,
- 600mm to a range hood
- 750mm to an exhaust fan, or
- To the manufacturers recommendations, whichever is the greater dimension

The use of 900mm range hoods for 600mm cook tops will allow more flexibility on vertical clearance - but 900mm cook tops will need to follow the above guidelines

CARE AND MAINTENANCE GUIDELINES FOR END USERS

1. Avoid solvent-based cleaners and abrasive cleaners (particularly aggressive solvents) when cleaning the back or face of the door or item. Normal cleaning maintenance can be done with mild soap and water.
2. Do not use an abrasive cleaner or pad, always use a soft cloth.
3. Wipe off any spills immediately
4. Always clean regularly
5. Avoid contact with sharp implements
6. Do not place heaters in close proximity, as this can cause damage.
7. Pull – out range hoods must be used to their fullest extension, to avoid steam and cooking oil vapours from adversely effecting surfaces.
8. Avoid having a hot water jug/toaster etc. in a constant position directly underneath overhead cabinet doors/end panels.



TESROL HEAD OFFICE & SHOWROOM

405 Victoria Street, Wetherill Park, NSW, 2164

VICTORIAN OFFICE & SHOWROOM

13/114 Merrindale Drive, Kilsyth, VIC, 3137

QUEENSLAND OFFICE & SHOWROOM

3/52 Neumann Rd, Capalaba, QLD, 4157

CUSTOMER SERVICE & SALES INQUIRIES

T: (02) 8787 0900

F: (02) 9604 5052

E: sales@tesrol.com.au

W: www.tesrol.com.au

OUR GUARANTEE

Tesrol's commitment to quality guarantees all our Vacuum Formed products for a period of 7 years against manufacturing or material faults.

Copyright Tesrol Joinery Pty Ltd. All photographs and information in this publication are the sole property of Tesrol Joinery Pty Ltd and cannot be reproduced or copied for any other advertising purpose in any form without written permission from Tesrol Joinery Pty Ltd.

Tesrol is a division of Tesrol Joinery Pty Ltd.
ACN 003 111 224 ABN 32 181 159 886

www.tesrol.com.au